


SOUTHERN MANATEEP.O. Box 20216
Phone (941) 751-7675**FIRE RESCUE DISTRICT**Bradenton, Florida 34204
Fax: (941) 751-7694**TO:** Board of Commissioners**FROM:** Fire Marshal Adent **RE:** FPB Monthly Statistics For: **December-16**

	M-T-D	Y-T-D		M-T-D	Y-T-D
<u>FPB Business Inspections:</u>			<u>FPB Protection System Descrepancies Follow-Ups</u>		
Initial	54	973	Fire Alarm Systems	2	36
Vacant/ No Access	12	114	Sprinkler Systems	9	68
Reinspection	22	615			
Completed	25	943			
<u>New Construction/ Site Inspections:</u>			<u>Building Drawings for ISO:</u>		
Courtesy Inspection	0	21	Field Drawings	0	36
Fire Walls/Tenant Sep. /Penetration	2	46	Pre Incident Drawings	0	65
C.O. Finals	19	291			
Hood (Mechanical) Light Test, General	0	8	<u>Smoke Alarm Installation:</u>		
Suppression System Final	1	19	Smoke Alarms	13	1,504
			Batteries	2	52
<u>FPB Sprinkler System Testing:</u>			<u>Public Education:</u>		
Visual/Pipe Check	0	43	<u>FPB</u>		
Hydro/ Pressure Test	5	96	FPB Events	1	6
System Flush	0	26	Participants	24	136
Final Acceptance	6	31	<u>Combined FPB/Shift:</u>		
			Events	0	20
<u>FPB Fire Alarm Testing:</u>			Participants	0	5,174
Final/ Acceptance	4	66	<u>Safety House:</u>		
False Alarm Follow-ups	5	216	Events	0	14
			Participants	0	3,042
<u>FPB Annual Inspections:</u>			<u>Newsletters Distributed:</u>		
Sprinkler System	5	40		15,435	182,306
Fire Alarm System	4	46	<u>Home Safety Survey Program:</u>		
				<u>Distributed</u>	<u>Returned</u>
<u>FPB Plan Reviews:</u>			(Water Bottles)	2,150	1,025
Site Plans Reviews	6	62	<u>User Fees Collected:</u>		
Construction Plans Reviews	32	450	(Fiscal Year)	\$3,845.00	\$14,855.00
System Plans Review	8	204	<u>Fire Alarm Fee Collected:</u>		
			(Fiscal Year)	\$0.00	\$0.00
<u>FPB Investigations:</u>					
Fire	1	17			
Complaints	1	14			
Code Research	15	201			
<u>FPB Juvenile Fire Setters</u>					
JFS Communications	7	31			
JFS Participants (Parents / Kids)	0	26			
JFS Meetings (Interviews)	0	13			
JFS Programs	0	4			

**SOUTHERN MANATEE FIRE & RESCUE DISTRICT
BUREAU OF FIRE PREVENTION, INSPECTION, & INVESTIGATION**

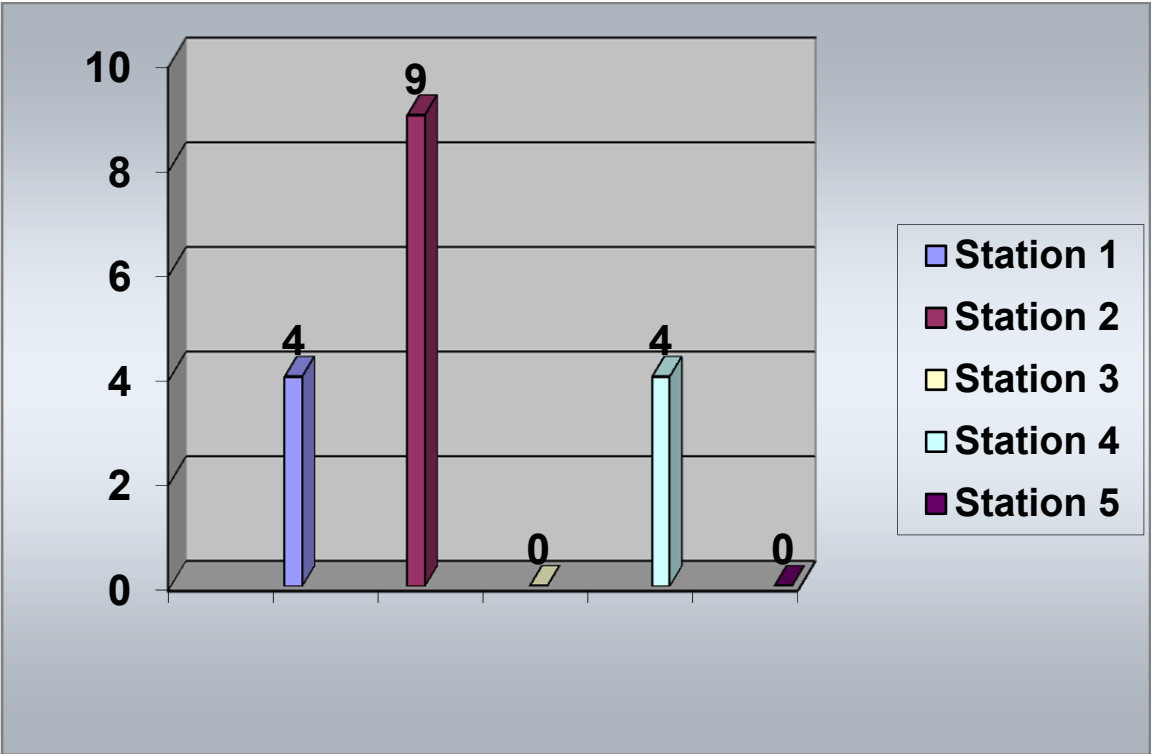
Significant, Proposed & New Construction Projects
January 1, 2017

<u>#</u>	<u>Address</u>	<u>Name</u>	<u>Project</u>
4008	8249 Cooper Creek	Five Below	Proposed Addition/ 1,151 sf
4304	850 13 Ave	Tropicana Master Plan	Proposed 1,670,000sf/ max 4,000,000sf
4527	27 th St.-34 Ave. Dr. E	Fox Crossing	Proposed 511 townhouse/single family
4689	8424 Florida St	Compass Storage	Proposed 8,525 sf
4938	5428 39 St. E	Pentecostals	Proposed addition/3,622 sf
5004	7085 30th Street E	Pearce Business Center	Proposed Construction/ 26 lots
5309	8193 Toursite Center	Tourist Center 10k	Proposed Construction/10,000 sf
5549	2851 Tallevast	University Village	104 lots (208 duplex units)
5701	7030 Lockwood	Fox	Proposed 37 single family
5875	2044/2024 59 Terr	Jarmarc Lot 9 & 10	Proposed Construction 8,064 x2
5875	1836/1816 59 Terr	Jarmarc Lot 15 &16	Proposed Construction 9,000 sf
5897	SR 70, 37 St. & 39 St	Westport	Proposed 161 single family
5913	2075 University Pky	The Oasis at University	Proposed Construction/ 320 apartments
5976	5150 Peridia	Terraces at Peridia	Proposed 60 Single Family
5953	84 Ave. E	Tide Cleaners	Proposed Construction 6,600 sf
5999	3010 52 Ave. E	3010 Plaza	Proposed Construction 4,050 sf
6038	107 30 Ave. E	Circle K	Proposed Construction/ 4,968 sf
6044	2355 University	CCSS Enterprises (ALF)	Proposed Construction/180,000 sf
6049	4555 18 St. E	Manosota	Proposed Construction/45,811 sf
6053	358 34 Ave. Dr. E	Mira Lagos Clubhouse	Proposed Construction/2,187 sf
6055	72 Terr E. (no address)	Lot 31	Proposed Construction/4,000 sf
6076	8161 15 St. E	Chris Craft	Proposed Construction/79,409 sf
4255	2023 59 Terr E	Jarmarc Lot #7	New Construction/7,000 sf
4409	115 59 Ave. E	New Vision Baptist	New Construction/7,397 sf
4501	6015 31 St. E	Sunshine Auto Tag	interior Renovation/12,861 sf
4776	5505 32 St. Cir	Park 30	New Construction/2 units/3236 sf
4776	5426 32 St. Cir	Park 30	New Construction/2 units/3236 sf
4776	5418 32 St. Cir	Park 30	New Construction/2 units/3236 sf
4776	3115 32 St. Cir	Park 30	New Construction//32,759 sf/24 units
4776	3105 32 St. Cir	Park 30	New Construction/32,759 sf/24 units
4776	3109 55 th Dr. E	Park 30	New Construction/827 sf
4776	3215 55 th Dr. E	Park 30	New Construction/256 sf
4776	5515 32 St. Cir	Park 30	New Construction/2 units/3236 sf
4776	5525 32 St. Cir	Park 30	New Construction/2 units/3236 sf
4776	3220 32 Way	Park 30	New Construction/ 47,823 sf/30 units
4776	5520 32 St. Cir	Park 30	New Construction/31,148 sf/22 units
4776	5530 32 St. Cir	Park 30	New Construction/32,759 sf/24 units
4776	5540 32 St. Cir	Park 30	New Construction/31,148 sf/22 units
4776	3210155 Way E	Park 30	New Construction/46,313 sf/36 units
4817	7810 25 Ct. E	Sanit	Interior Completion/2,310 sf
4912	7405 28 St. Ct. E	McLeod	New Construction/8,000 sf
5036	1410 Magellan Inn	Magell Inn	Interior Renovation/5,248 sq ft
5092	6326 15 St. E	Pro-Health	Interior Renovation 1,900 sf
5216	4955 15 St. E	Full Gospel Holiness	New Construction/4,000sf

5542	8302 Enclave Way #12	Enclave @ University	New Construction/4 units
5542	8312 Enclave Way #13	Enclave @ University	New Construction/4 units
5542	8322 Enclave Way #14	Enclave @ University	New Construction/4 units
5542	8362 Enclave Way #18	Enclave @ University	New Construction/4 units
5542	8372 Enclave Way #19	Enclave @ University	New Construction/4 units
5542	8682 Enclave Way #20	Enclave @ University	New Construction/4 units
5542	8363 Enclave Way #44	Enclave @ University	New Construction/4 units
5542	8373 Enclave Way #45	Enclave @ University	New Construction/4 units
5542	8332 Enclave Way # 15	Enclave @ University	New Construction/4 units
5542	8342 Enclave Way # 16	Enclave @ University	New Construction/4 units
5542	8303 Enclave Way # 40	Enclave @ University	New Construction/4 units
5542	8323 Enclave Way #41	Enclave @ University	New Construction/4 units
5542	8333 Enclave Way #42	Enclave @ University	New Construction/4 units
5542	8343 Enclave Way #43	Enclave @ University	New Construction/4 units
5542	8383 Enclave Way #46	Enclave @ University	New Construction/4 units
5542	8250 Enclave Way #10	Enclave @University	New Construction/4 units
5542	8256 Enclave Way #11	Enclave @University	New Construction/4 units
5542	8259 Enclave Way #38	Enclave @University	New Construction/4 units
5542	8269 Enclave Way #39	Enclave@University	New Construction/4units
5707	836 301 Blvd	Circle K	Interior Renovation/ 4,620 sf
5722	1760 Whitfield Ave.	Freestyle Pools	New Construction/6,175 sf
5776	2250 Whitfield Ave.	Safran	Commercial Addition/9,942 sf
5775	8320 Lockwood	Ben's soft Pretzel	Commercial Alteration/1,185 sf
5825	3324 63 Ave. E	Renovo Resource	New Construction/25,470 sf
5825	3324 63 Ave. E	Renovo Resource	New Construction/3,394 sf
5875	1935 59 Terr	Jarmarc Lot 4	New Construction/7,300 sf
5875	1955 59 Terr	Jarmarc Lot 5	New Construction/7,300 sf
5875	2003 59 Terr	Jarmarc Lot 6	New Construction/7,300 sf
5898	3415 Broadway Ave. #50	University Grove Apts	New Construction/37,968 sq ft/30 units
5898	3415 Broadway Ave. #51	University Grove Apts	New Construction/26,220 sq ft/22 units
5898	3415 Broadway Ave. #52	University Grove Apts	New Construction/42,204 sq ft/32 units
5898	3415 Broadway Ave. #53	University Grove Apts	New Construction/26,220 sq ft/22 units
5898	3415 Broadway Ave. #55	University Grove Apts	New Construction/68,088 sq ft/52 units
5922	5500 18 St. E	Community Christian	New Construction/ 4,620 sf
5931	8441 Cooper Creek	UTO Home Goods	New Construction/9,600
5958	6015 28 St. E	Synergy	Commercial Addition/3,500 sf
5959	2955 Whitfield Ave	Roofing Supply	Interior Renovation/61,910 sf
5965	8010 25 Ct. E	Kitchens, Closets More	Commercial Aleration/2,940 sf
5965	8010 25 Ct. E	Doctor's Choice	Commercial Alteration/3,307 sf
5961	4320 53 Ave. E	7 K Bldg Shell	New Construction/7,188/sf
5977	2009 University	Thoroughbred	New Construction/2,816 sf
5985	5410 45 St. E	Lockwood Commons 7.5 K	New Commercial/7,500 sf
5992	8471 Lockwood	Rally	new Construction/3,000sf
6005	2312 58 Ave. E	Key Glass	Commercial Addition/19.700 sf
6006	7495 Commerce	USDA SIRF	New Construction/28,210 sf
6014	2303 1 St. E.	Robins Apartments	Interior Renovation/ 17,010 sf
6036	6860 26 Ct. E	Artic Air	New Construction/ 12,750 sf +2,700
6049	4555 18 th St. E	Manasota Lot 5	New Construction/44,913 sf
6066	6008 15 th St. E	Primo Fresh Market	Interior Renovation/ 7,350
6073	3704 84 Ave. Cir	Sonic	Commercial Alteration/4,230 sf
6075	6340 17 St. Cir	Marygrove Sun Shades	Commercial Addition/6,400 sf
6076	8161 15 St. E	Chris Craft	Proposed Construction/79,409 sf
6086	5417 Lockwood Ridge	Burger King	New Construction/3,801 sf
6098	2503 1 St. E	Caliber Colison	Commercial Alteration/19,687 sf
6101	3005 University	Duffy's Sports Grill	Commercial Alteration/6,100 sf

Overdose Incidents by Station

December 2016



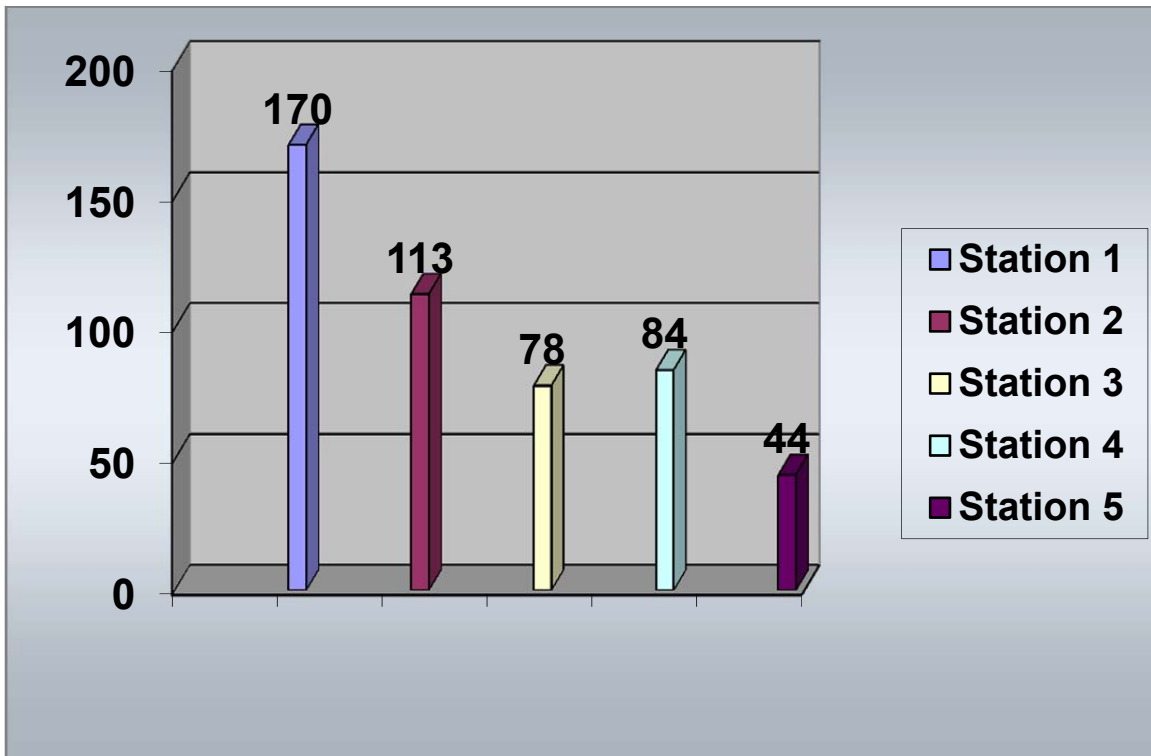
Station 1 Station 2 Station 3 Station 4 Station 5

4 9 0 4 0

Total Overdose Calls for December 2016

Calls by Station

December 2016



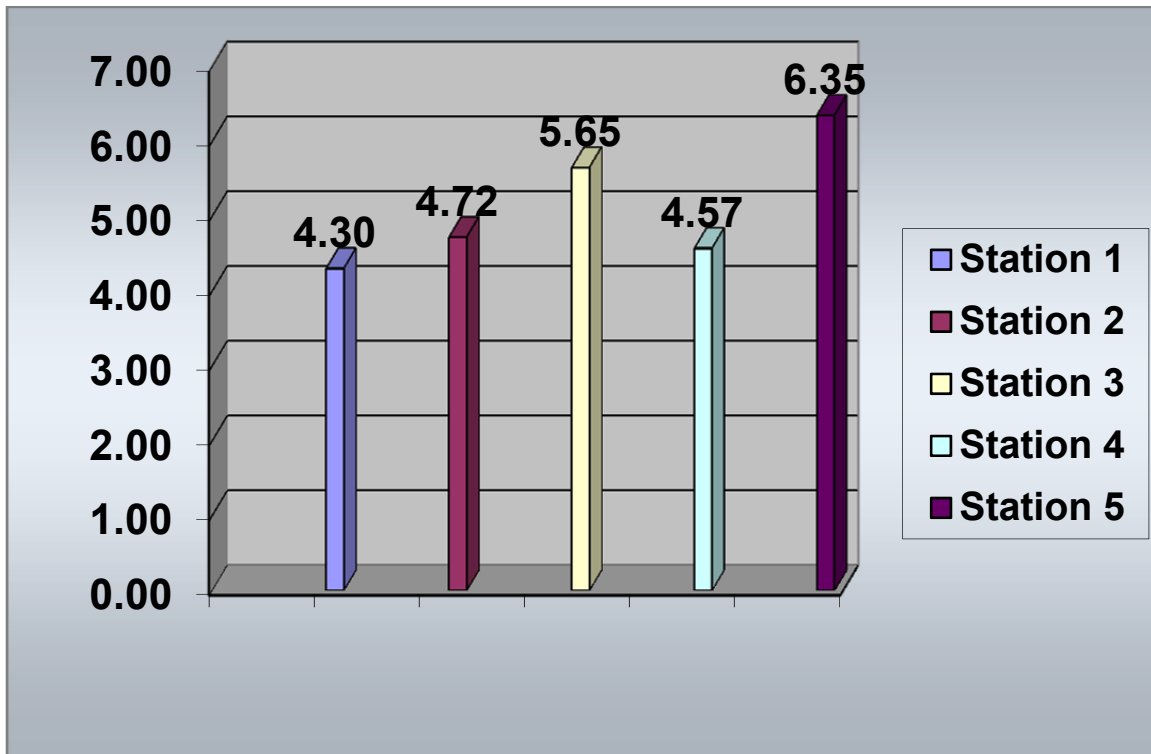
<i>Station 1</i>	<i>Station 2</i>	<i>Station 3</i>	<i>Station 4</i>	<i>Station 5</i>
170	113	78	84	44

Total Calls for December 2016

489

Response Times by Station In Minutes

December 2016



Station 1 Station 2 Station 3 Station 4 Station 5

4.30

4.72

5.65

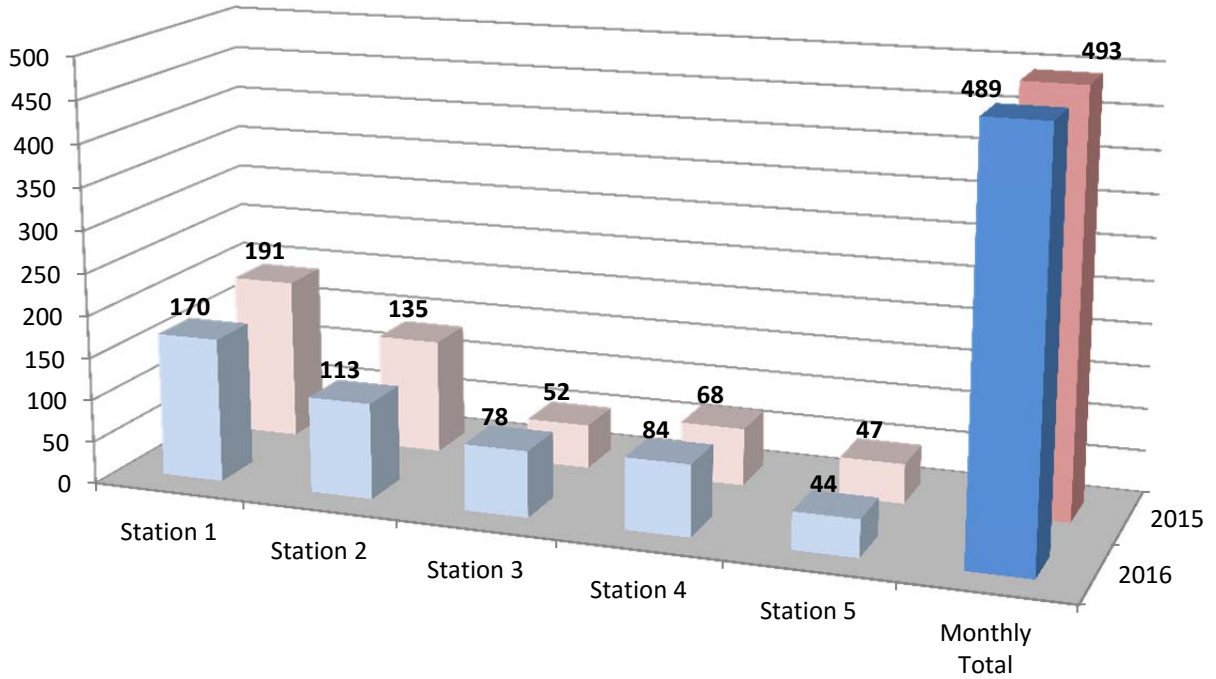
4.57

6.35

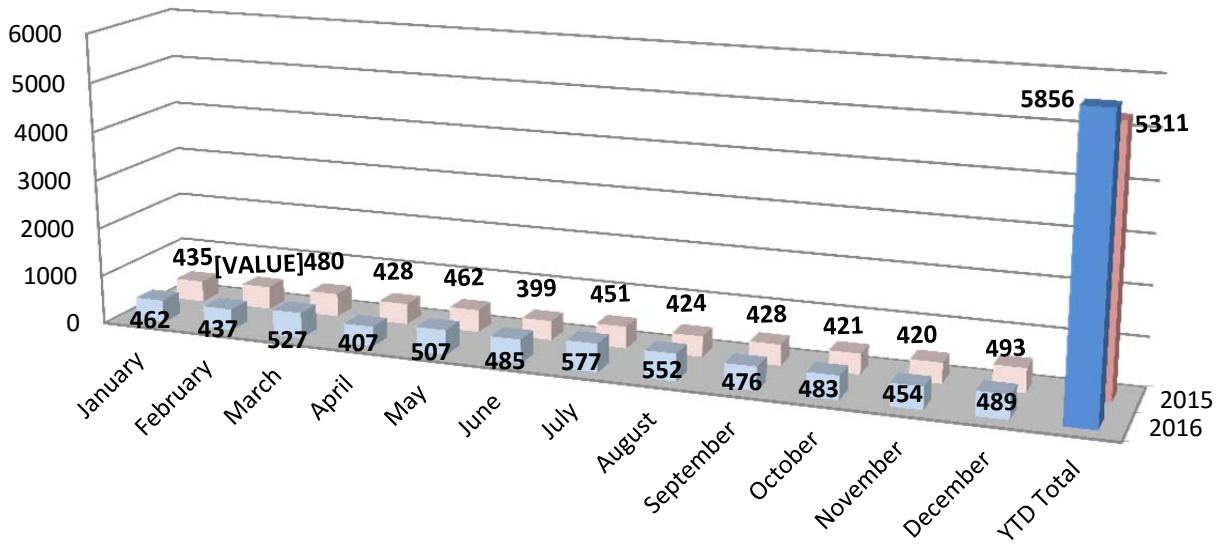
Total Average Response Time for December 2016

4.81 Minutes

December 2015/2016 Call Volume Comparison (By Station)



YTD 2015/2016 Call Volume Comparison (District)



SOUTHERN MANATEE FIRE & RESCUE DISTRICT

OPERATIONS DIVISION

Monthly Activities Report for: December 2016

EMERGENCY INCIDENT RESPONSES	MONTH	YTD TOTAL
<i><u>Type of Call</u></i>		
100 Series - Fire	22	221
200 Series - Explosion	0	4
300 Series - Rescue & EMS	337	4,046
400 Series - Hazardous Conditions (No fire)	13	204
500 Series - Service Call	19	187
600 Series - Good Intent Calls	39	512
700 Series - False Alarm & False Call	56	672
800 Series - Severe Weather & Natural Disasters	1	8
900 Series - Special Type	2	2
TOTAL CALLS	489	5,856
Total Calls - 2015	493	5,311
Percentage Increase/Decrease 2015 to 2016	-0.8%	10.3%
Average Responses Per Day	15.8	16.0
Value of Property Saved	\$3,526,489	\$31,551,632
Fire Loss - 2016	\$39,331	\$1,226,101
Fire Loss - 2015	\$111,805	\$2,003,508
Percentage Increase/Decrease 2015 to 2016	-64.8%	-38.8%

*Mutual & Automatic Aid Received: 6 calls

*Mutual & Automatic Aid Given: 4 calls

Southern Manatee Fire & Rescue

Operations Division

Monthly Shift Activities Report

Month: December 2016

Battalion Chief's: Gould Blanco Smith

A-shift B-shift C-shift Total

HYDRANTS:

Flowed	46	60	17	123
Painted	0	0	0	0
Retested	0	0	0	0
Markers Placed	0	0	0	0

TACTICAL SURVEYS:

New	0	0	0	0
Revised	3	0	0	3

FIRE ALARM FOLLOW-UPS:

	11	18	9	38
--	----	----	---	----

PUB ED PROGRAMS:

	0	1	0	1
--	---	---	---	---

SMOKE DETECTORS INSTALLED:

	0	0	3	3
--	---	---	---	---

EMPLOYEE EVALUATIONS:

	18	12	11	41
--	----	----	----	----

SKILL EVALUATIONS:

	1	0	1	2
--	---	---	---	---

RIDER/DRIVER CERT:

	2	1	2	5
--	---	---	---	---

RIDER / DRIVER CERTS

<u>Date</u>	<u>Name</u>	<u>Type</u>	<u>Unit</u>
12/8/2016	Justin Markey	Engine	E-10 & E-11

12/11/2016	Chris Burghdurf	Engine	E-12
12/21/2016	Velazquez	Diver	E-11
12/7/2016	Chris Zitnick	Rider	E-11
12/7/2016	Chris Zitnick	Rider	E-12

SKILL EVALUATIONS

<u>Date</u>	<u>Name</u>	<u>Test</u>
12/14/2016	Justin Markey	Vehicle Extrication
12/28/2016	Bernedette Kenniff	Communications

EMPLOYEE EVALUATIONS

<u>Date</u>	<u>Name</u>
12/11/2016	Geiser, Ellis, Godden
12/29/2016	Moonen, Sedgley, DeHart, Collins, Hylwa, Markey
12/26/2016	White, Lear, Burghdurf
12/14/2016	Yoder, Moore, Lemery
12/29/2016	Gatanis, McMullen, Duquette
12/21/2016	Burnett, Gibson, Ryder, Pierce, Ross, Wernet
12/30/2016	Reisdorf, Hodges, Daughtrey, Lucas, McKeaver
12/15/2016	Ranney, Ely, Snider
12/16/2016	Sigfrid, Pratt
12/22/2016	S. Hodges
12/22/2016	Bennett, Pietsch, Ramer
12/31/2016	Davis, Weissman, Dowell, Saxman, Keusch

SPECIAL PROJECTS / ASSIGNMENTS

<u>Name</u>	<u>Project</u>	<u>Hours</u>
Connor	November EOM Report	9
Connor	FirePro	29.5
Geiser/Godden	Volunteer Association	2
Ellis	Accountability Tags	1
Chevalier	Sara Title III	1
Perry	FTO	25
Moonen	Haz Mat Suits	5
DeHart	Cribbing	1
Hylwa	Nozzles	10
Sedgley	Air Bags	1
Foss	Run Reports	11
White	Flashlights	1
Burton	Safety Gear	4
Gatanis	Website	5
Gatanis	Video	5
Gatanis	Drone	15
Lambert	Asset Inventory	2
Lambert	Safety Committee	3
Lambert	Rope Rescue	2
Ryder	Apparatus	15
Burnett	Safety	3

Gibson	Hand Tools	1
Dagostino	Uniforms	8
Hodges	Ground Ladders	1
Hodges	Run Reports	5
Hodges	Car Seat Installs	1
Daughtrey	No Smoke Systems	1
Daughtrey	Apparatus Tires	1
Reisdorf	Gated Intakes	1
Wernet	Run Reports	5
Peirce	Med Supplies	3
Naples	Radios	4
Lucas	Hosebed Covers	1
McKeaver	Extractors	1
Eldridge	Extinguishers	1
Hauck	I-Mobiles	5
Thayer	B-Shift FTO	10
Ranney	AED	6
B-Shift Crew	New Engine In-Service	12
Ely	Foam	4
Smith	Truck Checks	10
Snider	Medical Supplies	4
Ely	Uniforms	4
Murphy	Shift Flags	3
Hollins	Group Fitness	2
Hollins	Sewing	4
Garcia	Water Rescue	1
Garcia	Car seats	4
Garcia	Safe Kids	6
Garcia	Honor Guard	2
Tumolo	SCBA masks	4
Pratt	Thermal	3
Anderson	Hydrants	2
Keusch	Report Writing	8
Davis	Tacticals	8
Kaliher	Car Seats	1
Pratt	Hydrant Tags	4
Wojcik	Honor Guard	4
Sigfrid	Saws	4
Kaliher	FTO	40
Sperko	SEMS II	1
Ramer	Flow Equipment	1
Weissman	Hurst Equipment	2
McGinley	Fuel logs	1
Questionati	Detection	5
Pietsch	Fans	2
Carpenter	Tool Boxes	1
Bennett	Cones & Vests	2
Hodges	Lock out kits	1
Hodges	Safety Committee	4
C-Shift	E-17 preparation	20

Davis	Car seat install	1
Saxman	Cascade Unit	1

Prevention Activities Completed By Operations Division

Public Education Programs

<u>Date</u>	<u>Program</u>	<u>Location</u>	<u># of people</u>
12/6/2016	Hazmat	Southeast High School	250
12/10/2016	Fire Extinguishers	116 27 Ave E	7

Smoke Detector Installations

<u>Date</u>	<u>Address</u>	<u>Blitz</u>	<u>On call</u>	<u>FPB Request</u>
12/16/2016	5906 5 St			X

Fire Alarm Follow up

<u>Date</u>	<u>Address</u>	<u>Hours</u>	<u>Completed Y/N</u>
12/2/2016	2525 27 St E	0.25	Y
12/5/2016	1055 301 Blvd E	0.25	Y
12/26/2016	4601 15 St E	0.25	N
12/29/2016	4601 15 St E	0.25	N
12/29/2016	1512 38 Ave E	0.25	N
12/2/2016	5503 12 St E	0.25	N
12/20/2016	6926 15 St E	0.25	N
12/26/2016	6926 15 St E	0.25	N
12/17/2016	8405 Tuttle Ave	0.25	Y
12/17/2016	7600 Lockwood Ridge Rd	0.25	Y
12/5/2016	8467 Cooper Creek Blvd	0.25	N
12/9/2016	8419 University Pkwy	0.25	Y
12/21/2016	7461 Prospect Rd	0.25	Y
12/27/2016	6926 15 St E	0.25	y
12/27/2016	5627 9 St E	0.25	Y
12/15/2016	2911 53 Ave E	0.25	Y
12/18/2016	3205 54 Dr E	0.25	Y
12/3/2016	1055 301 Blvd E	0.25	N
12/12/2016	3505 1 St E	0.25	N
12/24/2016	4601 15 St E	0.25	N
12/27/2016	4601 15 St E	0.25	N
12/30/2016	4601 15 St E	0.25	N
12/30/2016	1512 38 Ave E	0.25	N
12/3/2016	5125 26 St E	0.25	Y
12/6/2016	5125 26 St E	0.25	N
12/6/2016	5503 12 St E	0.25	N
12/9/2016	8011 15 St E	0.25	Y
12/9/2016	5503 12 St E	0.25	Y
12/9/2016	5627 9 St E	0.25	Y
12/12/2016	2204 58 Ave E	0.25	Y
12/18/2016	6926 15 St E	0.25	N
12/27/2016	5627 9 St E	0.25	Y
12/27/2016	6926 15 St E	0.25	Y
12/13/2016	3505 1 St E	0.25	Y

12//1/2016	8467 Cooper Creek Blvd	0.25	N
12/1/2016	6120 21 St E	0.25	Y
12/1/2016	5125 26 St E	0.25	N
12/1/2016	5503 12 St E	0.25	N
12/15/2016	1300 Hardin Ave	0.25	Y
12/15/2016	1010 53 Ave E	0.25	Y
12/15/2016	6926 15 St E	0.25	N
12/31/2016	2020 26 Ave E	0.25	N
	TOTAL HOURS	10.5	

Comparison of Yearly Calls by Station and Month

YEARLY CALLS BY MONTH - 2016

	Station 1	Station 2	Station 3	Station 4	Station 5	Monthly	YTD Total
January	167	101	76	72	46	462	462
February	134	117	64	78	44	437	899
March	171	140	79	82	55	527	1426
April	135	110	66	53	43	407	1833
May	185	135	76	69	42	507	2340
June	164	113	90	71	47	485	2825
July	189	159	95	82	52	577	3402
August	192	149	70	89	52	552	3954
September	170	137	74	60	35	476	4430
October	175	138	69	61	40	483	4913
November	144	107	81	81	41	454	5367
December	170	113	78	84	44	489	5856
						Grand Total	
Total	1996	1519	918	882	541	5856	

YEARLY CALLS BY MONTH - 2015

	Station 1	Station 2	Station 3	Station 4	Station 5	Monthly	YTD Total
January	172	95	62	68	38	435	435
February	155	125	53	76	61	470	905
March	161	124	71	68	56	480	1385
April	140	100	69	64	55	428	1813
May	172	109	66	80	35	462	2275
June	127	106	60	64	42	399	2674
July	179	118	51	66	37	451	3125
August	143	106	63	67	45	424	3549
September	162	118	56	61	31	428	3977
October	136	116	70	58	41	421	4398
November	141	100	58	79	42	420	4818
December	191	135	52	68	47	493	5311
						Grand Total	
Total	1879	1352	731	819	530	5311	

Courses Completed Cont: **Lt. D'Agostino- WMD Rad/Nuc Awareness**
 Lt. Bonds- NFPA 1 & 101
 Lt. Chevalier- Airgas Container Emergencies

During the month of December crews started working towards the Emergency Medical Technician recertification process. By completing classes on Target Solutions and reviewing BLS Protocols, personnel will have enough CEU's to recertify before the next expiration date of December 1st, 2018. This month the Training Division would like to thank Chief Gorski for acquiring a Binder Lift System for the department to evaluate. This lift system enables a firefighter to get close to the patient and offers multiple hand grips, as well as a more comfortable harness, so the patient can be lifted with minimal risk of injury to the firefighter, and with greater comfort for the patient. These are extremely valuable with larger patients. Lastly, during the month of December the process of cycling crews through the driving simulator started. The simulator was received well by all that attended.

January Training Topics: **Structure Fire Scenarios Old Sta. #3**
 Fire Dept. Communications – Target
 Government Structure – Target
 Fire Officer I & II Company Meeting
 Driver Operator Engine/Pumper
 EMT CEU's – ECG's / BLS Protocols
 Incident Response Safety
 Customer Service for Fire Dept. Personnel
 AWR – 140 WMD Radiological Nuc Awareness
 CBA & Directives Review (Training)

Misc: **F/F Burghdurf- Cascade Certification**
 F/F Zitnick- Cascade Certification
 F/F Bennett- Officer Candidate Enrollment
 Lt. Anderson- Outstanding Achievement Award
 F/F Murphy- 2nd Class Adv Skills Completion

State Certifications: **Lt. Anderson- Paramedic Certification**



VOLUNTEER REPORT

December 2016

Volunteer Shifts

Name	Total Volunteer Hours	Training Hours
Ricky Asfur	24	2
Luke Hitchins	0	0
Bernadette Kenniff	24	2
Chris Zitnick	0	0
TOTAL	48	4