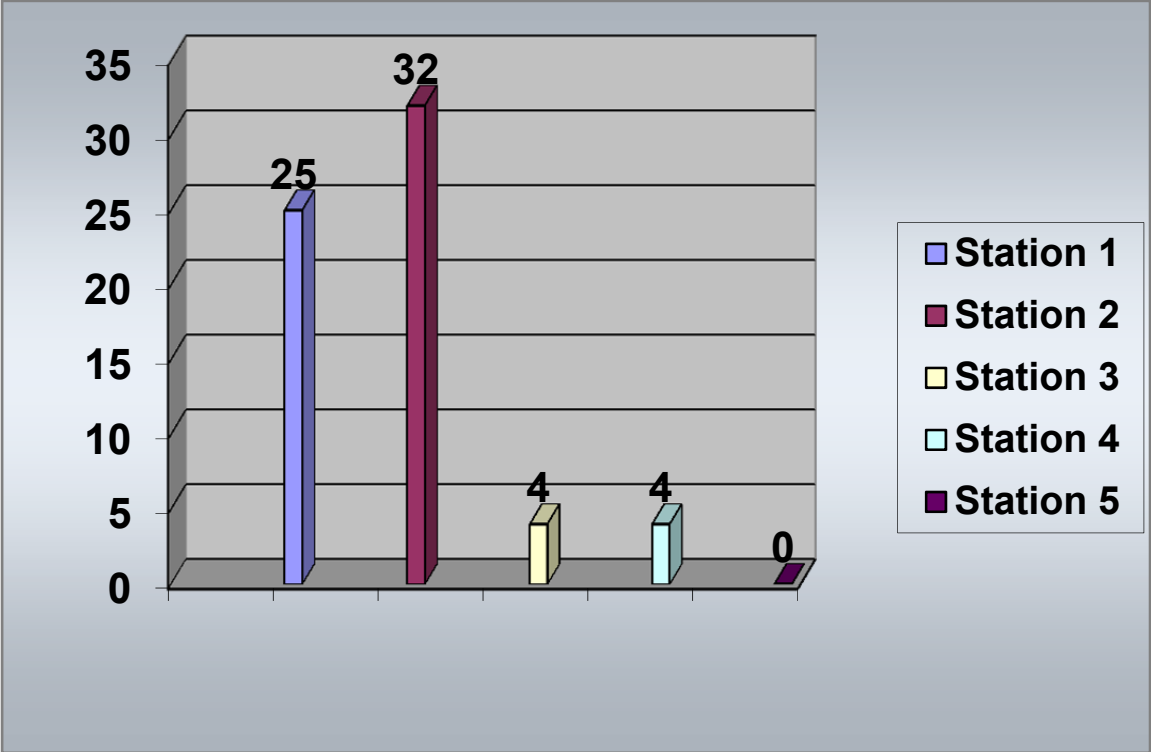


Overdose Incidents by Station

September 2016



Station 1 Station 2 Station 3 Station 4 Station 5

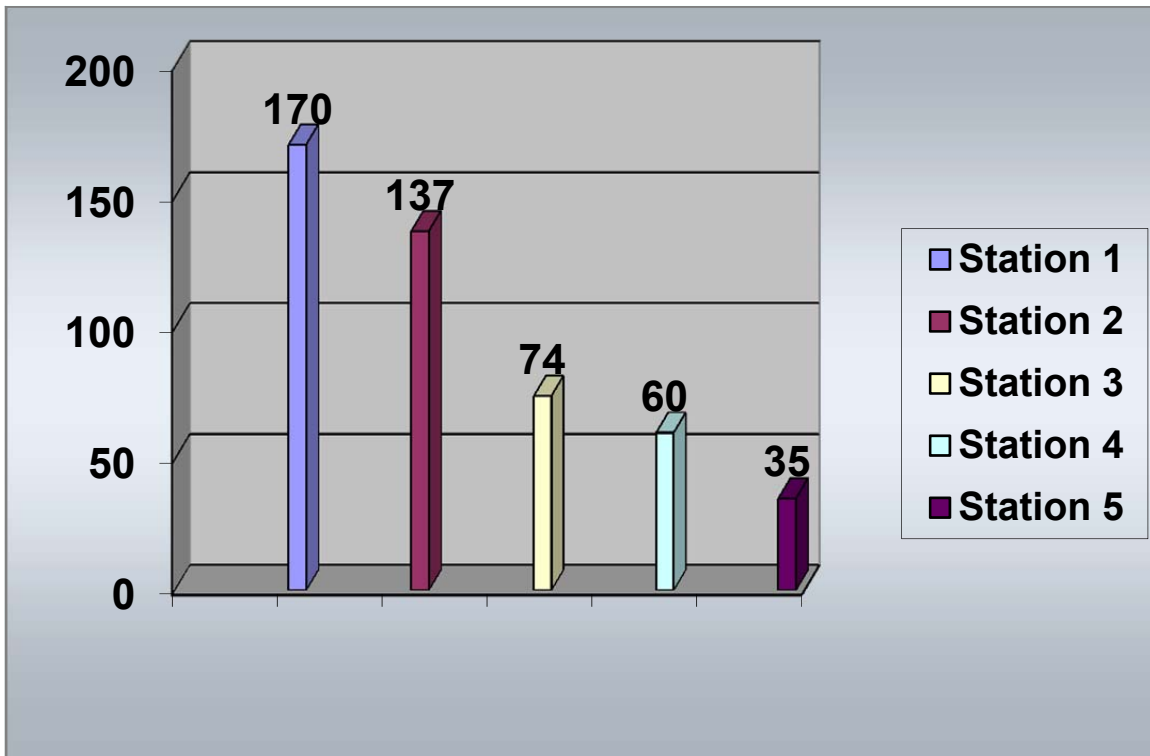
25 32 4 4 0

Total Overdose Calls for September 2016

65

Calls by Station

September 2016



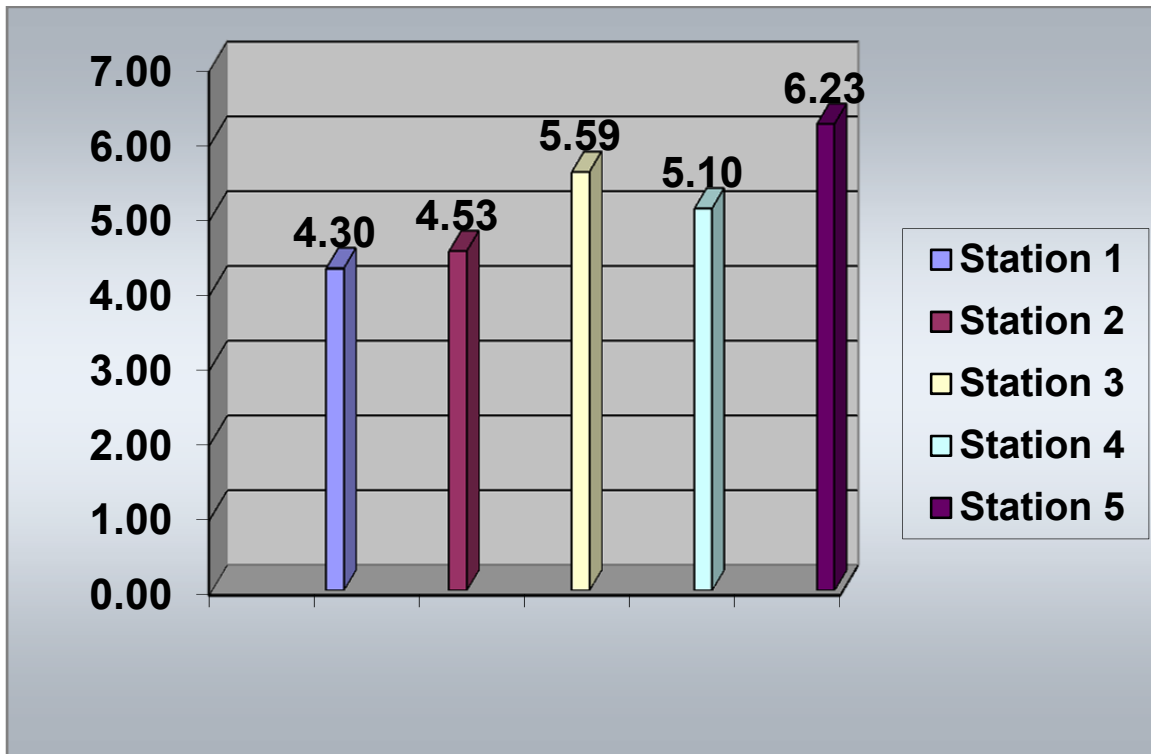
<i>Station 1</i>	<i>Station 2</i>	<i>Station 3</i>	<i>Station 4</i>	<i>Station 5</i>
170	137	74	60	35

Total Calls for September 2016

476

Response Times by Station In Minutes

September 2016



Station 1 Station 2 Station 3 Station 4 Station 5

4.30

4.53

5.59

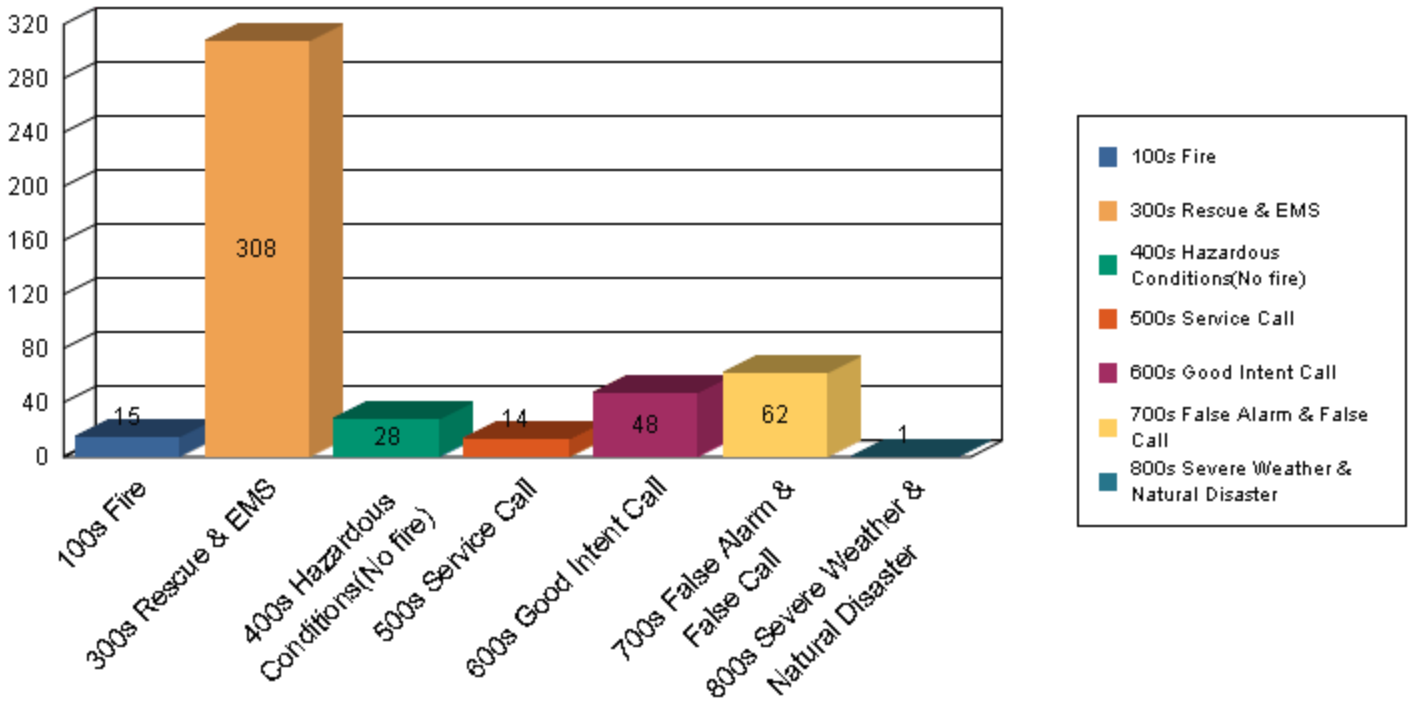
5.10

6.23

Total Average Response Time for September 2016

4.83 Minutes

September 2016



Graphed Items are sorted by Incident Type

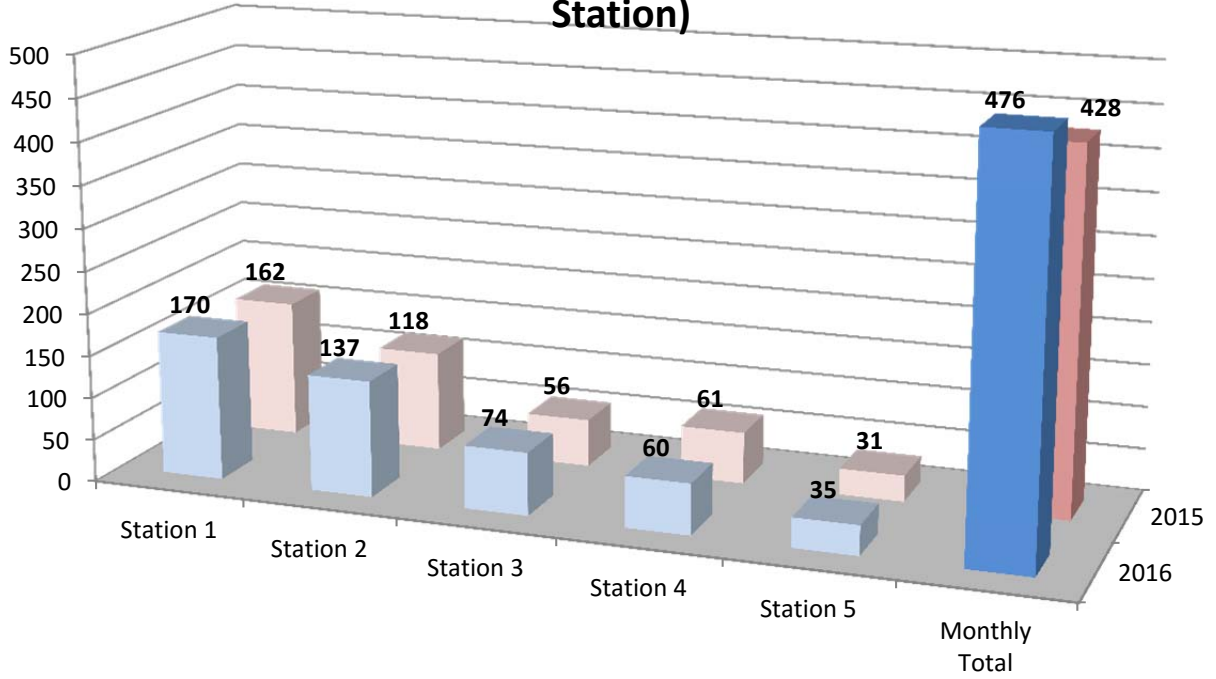
Type Of Incident:	Total Of Incidents:	Percentage Value:
100 Series-Fire	15	3.15%
300 Series-Rescue & EMS	308	64.71%
400 Series-Hazardous Conditions (No fire)	28	5.88%
500 Series-Service Call	14	2.94%
600 Series-Good Intent Call	48	10.08%
700 Series-False Alarm & False Call	62	13.03%
800 Series-Severe Weather & Natural Disaster	1	0.21%

Grand Total: 476

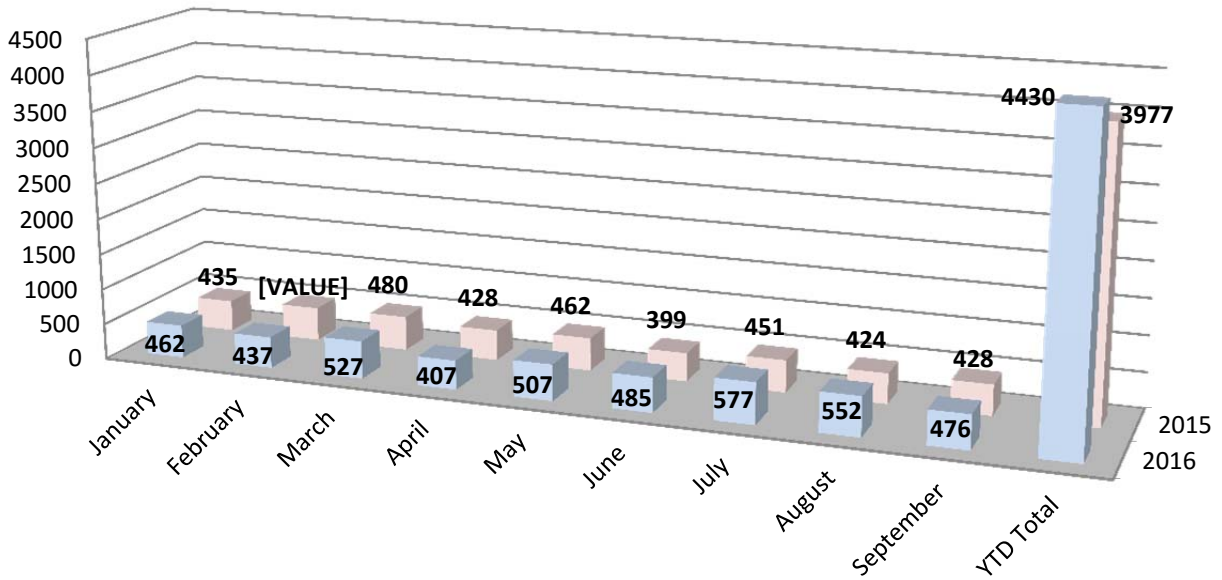
Type Of Incident Most Frequent: 300 Series-Rescue & EMS

Print Date: 10/6/2016

September 2015/2016 Call Volume Comparison (By Station)



YTD 2015/2016 Call Volume Comparison (District)



SOUTHERN MANATEE FIRE & RESCUE DISTRICT

OPERATIONS DIVISION

Monthly Activities Report for: September 2016

EMERGENCY INCIDENT RESPONSES	MONTH	YTD TOTAL
<i><u>Type of Call</u></i>		
100 Series - Fire	15	167
* <i>Structure Fire</i>	3	
* <i>Vehicle Fire</i>	3	
* <i>Brush Fire</i>	1	
* <i>Other Fire</i>	8	
200 Series - Explosion	0	3
300 Series - Rescue & EMS	308	3,063
* <i>EMS</i>	253	
* <i>Rescue</i>	55	
400 Series - Hazardous Conditions (No fire)	28	164
500 Series - Service Call	14	144
600 Series - Good Intent Calls	48	389
700 Series - False Alarm & False Call	62	494
800 Series - Severe Weather & Natural Disasters	1	6
900 Series - Special Type	0	0
TOTAL CALLS	476	4,430
 Total Calls - 2015	 428	 3,977
Percentage Increase/Decrease 2015 to 2016	11.2%	11.4%
 Average Responses Per Day	 15.9	 16.2
 Value of Property Saved	 \$14,500	 \$26,566,297
 Fire Loss - 2016	 \$34,504	 \$1,098,924
Fire Loss - 2015	\$538,405	\$1,833,347
Percentage Increase/Decrease 2015 to 2016	-93.6%	-40.1%

*Mutual & Automatic Aid Received: 1 calls

*Mutual & Automatic Aid Given: 13 calls

Southern Manatee Fire & Rescue

Operations Division

Monthly Shift Activities Report

Month: Sept 2016

Battalion Chiefs:	Gould	Blanco	Smith		
	A-shift	B-shift	C-shift	<u>Total</u>	

HYDRANTS:

Flowed	0	0	20	20
Painted	0	0	0	0
Retested	0	0	0	0
Markers Placed	0	0	0	0

TACTICAL SURVEYS:

New	0	0	0	0
Revised	0	0	0	0

FIRE ALARM FOLLOW-UPS:

	19	19	14	52
--	----	----	----	----

PUB ED PROGRAMS:

	1	0	1	2
--	---	---	---	---

SMOKE DETECTORS INSTALLED:

	91	107	2	200
--	----	-----	---	-----

EMPLOYEE EVALUATIONS:

	0	0	0	0
--	---	---	---	---

SKILL EVALUATIONS:

	0	0	0	0
--	---	---	---	---

RIDER/DRIVER CERT:

	2	1	0	3
--	---	---	---	---

RIDER / DRIVER CERTS

<u>Date</u>	<u>Name</u>	<u>Type</u>	<u>Unit</u>
9/9/2016	Burghdurf	Driver	E-11

9/12/2016	Markey	Driver	E-13
9/4/2016	Velazquez	Driver	E-13

SKILL EVALUATIONS

<u>Date</u>	<u>Name</u>	<u>Test</u>
-------------	-------------	-------------

EMPLOYEE EVALUATIONS

<u>Date</u>	<u>Name</u>
-------------	-------------

COMPANY UNIFORMS AND GEAR INSPECTION

<u>Date</u>	<u>Officer</u>	<u>Number of Inspections</u>	<u>Passed</u>	<u>Failed</u>
-------------	----------------	------------------------------	---------------	---------------

SPECIAL PROJECTS / ASSIGNMENTS

<u>Name</u>	<u>Project</u>	<u>Hours</u>
Hollins	Sewing	2
Hollins	Group Fitness	4
Garcia	Water Rescue	1
Garcia	Car seats	5
Garcia	Safe Kids	10
Garcia	Honor Guard	1
Tumolo	SCBA masks	2
Morgan	SCBA	3
Pratt	Thermal	6
Anderson	Hydrants	8
Keusch	Report Writing	6
Keusch	Weight Equipment	1
Davis	Tacticals	6
Kaliher	Car Seats	1
Pratt	Hydrant Tags	1
Wojcik	Gas Kits	2
Wojcik	Honor Guard	4
Sigfrid	Saws	4
Kaliher	FTO	20
Ramer	Flow Equipment	1
Weissman	Hurst Equipment	4
McGinley	Fuel logs	3
Mc Ginley	Awards Committee	3
Questionati	Detection	8
Pietsch	Fans	3
Carpenter	Tool Boxes	1
Bennett	Cones & Vests	1
Hodges	Lock out kits	1
Hodges	Safety Committee	1
Saxman	Cascade Unit	1
Foss	Run Reports	10
White	Flashlights	2
Burton	Safety Gear	8
Godden	Hose	1
Godden	Vol Assoc,	1
Geiser	Vol Assoc,	2

Connor	Fire Pro Conf.	48
Connor	August BOC Report	1
Perry	FTO	20
Dehart	Cribbing	1
Moonen	Hazmat Suites	2
Sedgley	Hazmat Misc	1
Hylwa	Nozzles	6
Chevalier	Sara Title III	3
Lambert	Inventory Assets	30
Lambert	Safety Committee	2
Lambert	Rope Rescue	1
Gatanis	Website	20
Gatanis	Drone Ops.	15
Duquette	Fitness	4
Bloski	Hazmat Training	50
Bloski	Operation Stonecrab	15
Naples	Radios	10
Eldridge	Extinguishers	2
McKeaver	Extractors	2
Lucas	Hosebed Covers	1
Ryder	Apparatus Maintenance	12
Burnett	Safety Comm	3
Gibson	Hand Tools	1
Hauck	Run reports	2
Hauck	I-mobile	3
Murphy	Flag poles	1
Velazquez	Golf tournament	15
Smith	Truck checks	10
Ely	Foam	5
Ely	Assist Med Supply	5
Ely	Uniform Assistant	5
Ranney	Support trailer	2
Ranney	AED	5
Thayer	Open House	7
Thayer	FTO	15
Snider	Group fitness	4
Dagostino	Uniforms	12
Hodges	Ground Ladders	1
Hodges	Run Reports	5
Hodges	Car Seats	1
Daughtrey	No Smoke Systems	1
Daughtrey	Apparatus Tires	2
Reisdorf	Gated Intakes	2

Prevention Activities Completed By Operations Division

Public Education Programs

<u>Date</u>	<u>Program</u>	<u>Location</u>	<u># of people</u>
9/11/2016	9/11 Ceremony (flag display)	Our Lady Queen of Martyrs	200
9/27/2016	Truck Show	2605 University Pky	30

Smoke Detector Installations

<u>Date</u>	<u>Address</u>	<u>Blitz</u>	<u>On call</u>	<u>FPB Request</u>
9/29/2016	6222 11 St E		X	

9/29/2016	6224 11 St E		X
9/3/2016	62 Ave Dr E (E-331)	X	
9/3/2016	12 Street Court East (T-343)	X	
9/25/2016	3124 11 AVE E		X
9/10/2016	900-1200 59 Ave Dr E	X	
9/10/2016	900-1200 59 Ave Dr E	X	
9/16/2016	1712 53rd Ave E		X

Fire Alarm Follow up

<u>Date</u>	<u>Address</u>	<u>Hours</u>	<u>Completed Y/N</u>
9/5/2016	3525 1 St E	0.25	Y
9/5/2016	1806 38 Ave E	0.25	N
9/5/2016	2100 47 Terr E	0.25	N
9/2/2016	5425 University Pkwy	0.25	N
9/8/2016	8565 Cooper Creek Blvd	0.25	N
9/20/2016	202 13 Ave E	0.25	N
9/29/2016	4208 19 St Ct E	0.25	Y
9/8/2016	1323 63 Ave E	0.25	N
9/8/2016	8009 15 St E	0.25	N
9/8/2016	5125 26 St E	0.25	N
9/8/2016	7881 15 St E	0.25	N
9/26/2016	1323 15 St E	0.25	N
9/29/2016	5500 18 St E	0.25	Y
9/29/2016	6432 Parkland Dr	0.25	N
9/22/2016	8104 Tuttle Ave	0.25	Y
9/1/2016	1200 37 Ave E	0.25	Y
9/1/2016	2100 7 Terr E	0.25	N
9/1/2016	1806 38 Ave E	0.25	N
9/14/2016	202 13 Ave E	0.25	N
9/20/2016	2020 26 Ave E	0.25	Y
9/23/2016	202 13 Ave E	0.25	Y
9/23/2016	4605 18 St E	0.25	N
9/19/2016	3910 Golf Park Loop	0.25	Y
9/1/2016	2270 72nd Ave E	0.25	N
9/1/2016	7565 Commerce Ct	0.25	N
9/1/2016	8009 15 St E	0.25	N
9/7/2016	5125 26 St E	0.25	N
9/7/2016	7881 15 St E	0.25	N
9/7/2016	2270 72 Ave E	0.25	Y
9/7/2016	7565 Commerce Ct	0.25	Y
9/7/2016	6447 Parkland Dr	0.25	Y
9/13/2016	6720 15 St E	0.25	N
9/13/2016	1010 53 Ave E	0.25	N
9/16/2016	833 Magellan Dr E	0.25	Y

Comparison of Yearly Calls by Station and Month

YEARLY CALLS BY MONTH - 2016

	Station 1	Station 2	Station 3	Station 4	Station 5	Monthly	YTD Total
January	167	101	76	72	46	462	462
February	134	117	64	78	44	437	899
March	171	140	79	82	55	527	1426
April	135	110	66	53	43	407	1833
May	185	135	76	69	42	507	2340
June	164	113	90	71	47	485	2825
July	189	159	95	82	52	577	3402
August	192	149	70	89	52	552	3954
September	170	137	74	60	35	476	4430
October							
November							
December							
						Grand Total	
Total	1507	1161	690	656	416	4430	

YEARLY CALLS BY MONTH - 2015

	Station 1	Station 2	Station 3	Station 4	Station 5	Monthly	YTD Total
January	172	95	62	68	38	435	435
February	155	125	53	76	61	470	905
March	161	124	71	68	56	480	1385
April	140	100	69	64	55	428	1813
May	172	109	66	80	35	462	2275
June	127	106	60	64	42	399	2674
July	179	118	51	66	37	451	3125
August	143	106	63	67	45	424	3549
September	162	118	56	61	31	428	3977
October	136	116	70	58	41	421	4398
November	141	100	58	79	42	420	4818
December	191	135	52	68	47	493	5311
						Grand Total	
Total	1879	1352	731	819	530	5311	