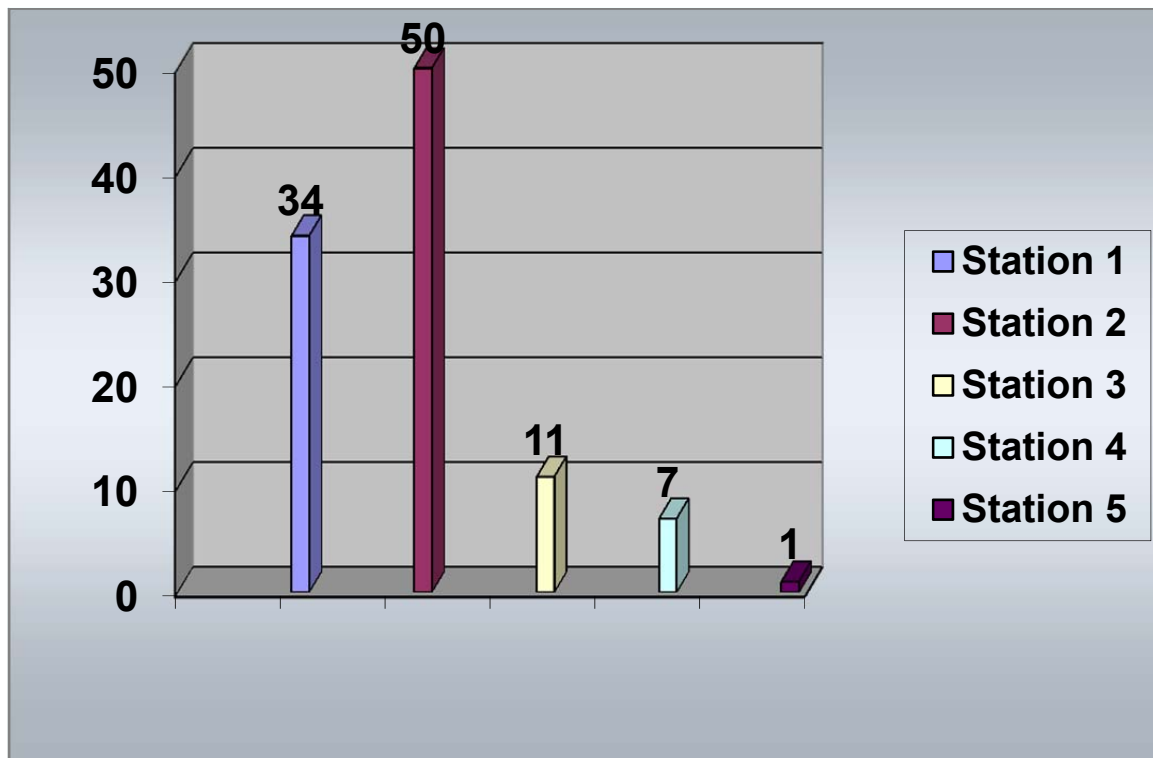


Overdose Patients by Station

July 2016



Station 1 Station 2 Station 3 Station 4 Station 5

34

50

11

7

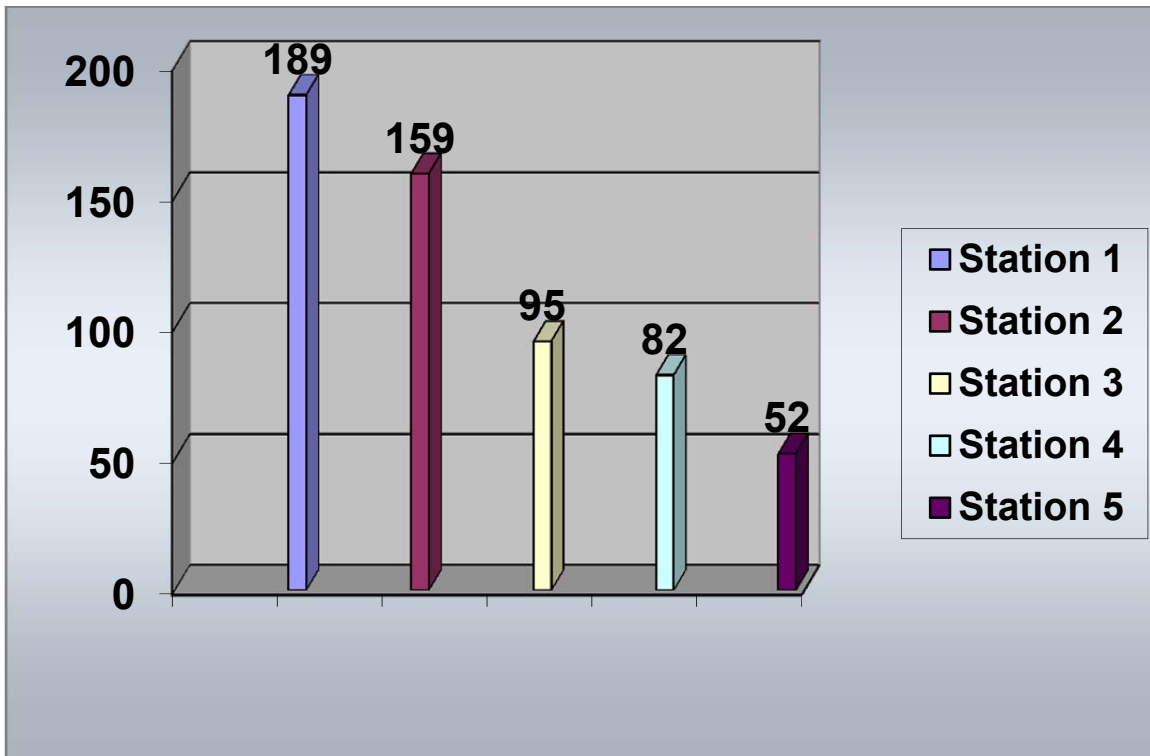
1

Total Overdose Calls for July 2016

103

Calls by Station

July 2016



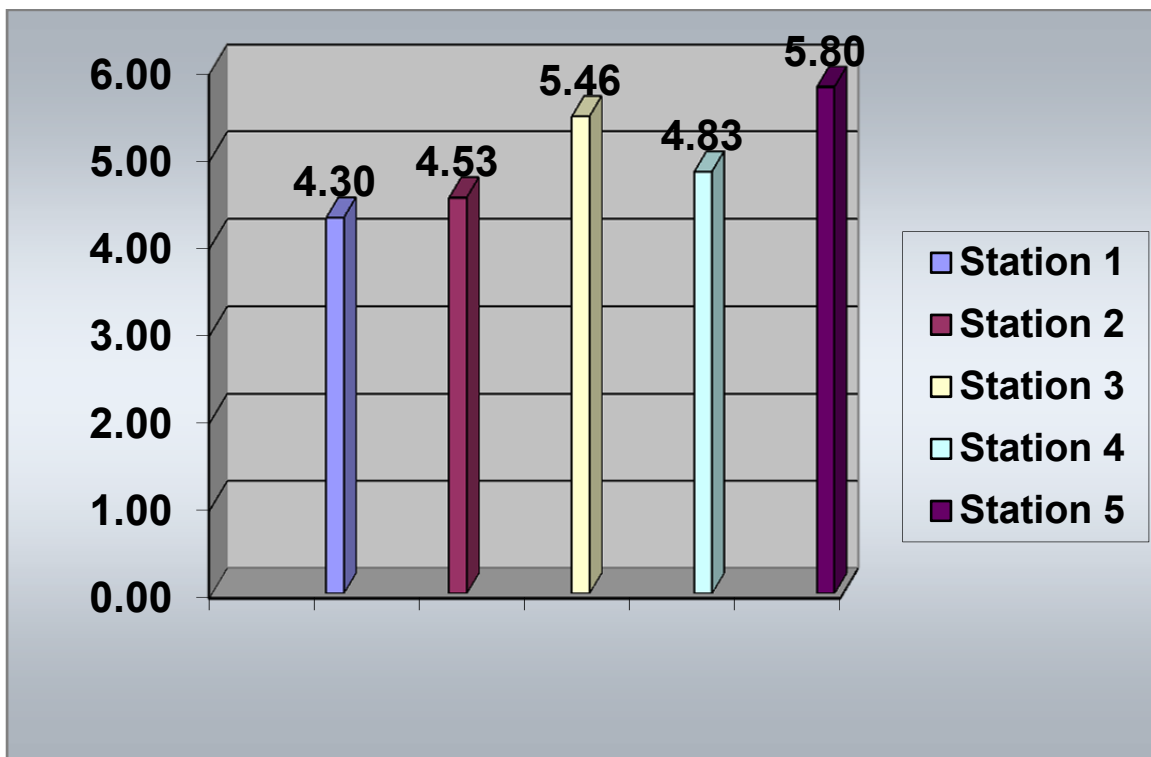
<i>Station 1</i>	<i>Station 2</i>	<i>Station 3</i>	<i>Station 4</i>	<i>Station 5</i>
189	159	95	82	52

Total Calls for July 2016

577

Response Times by Station In Minutes

July 2016



Station 1 Station 2 Station 3 Station 4 Station 5

4.30

4.53

5.46

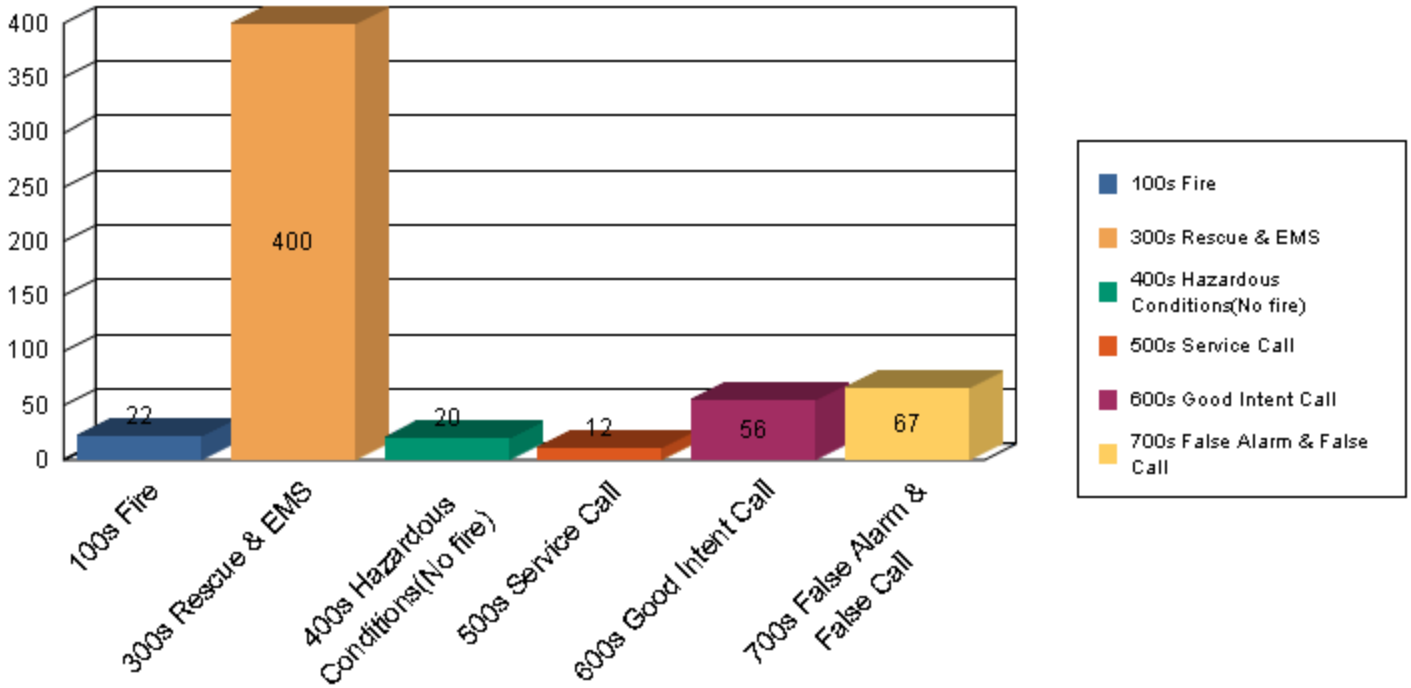
4.83

5.80

Total Average Response Time for July 2016

4.75 Minutes

July 2016



Graphed Items are sorted by Incident Type

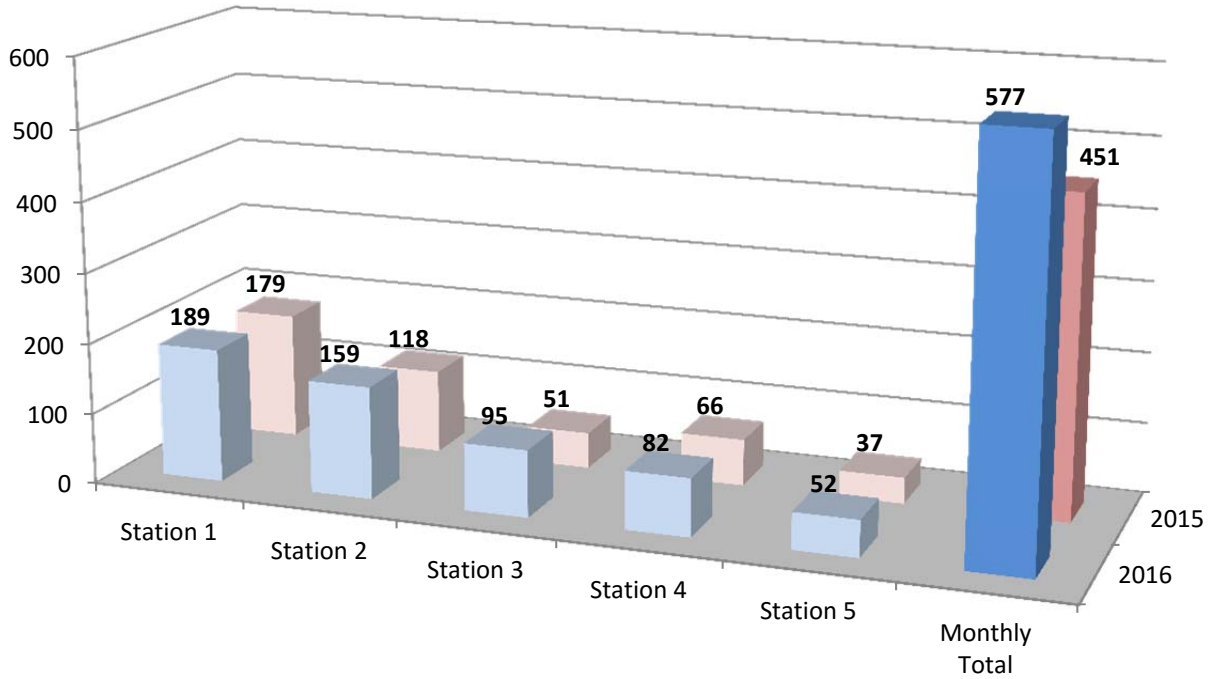
Type Of Incident:	Total Of Incidents:	Percentage Value:
100 Series-Fire	22	3.81%
300 Series-Rescue & EMS	400	69.32%
400 Series-Hazardous Conditions(No fire)	20	3.47%
500 Series-Service Call	12	2.08%
600 Series-Good Intent Call	56	9.71%
700 Series-False Alarm & False Call	67	11.61%

Grand Total: 577

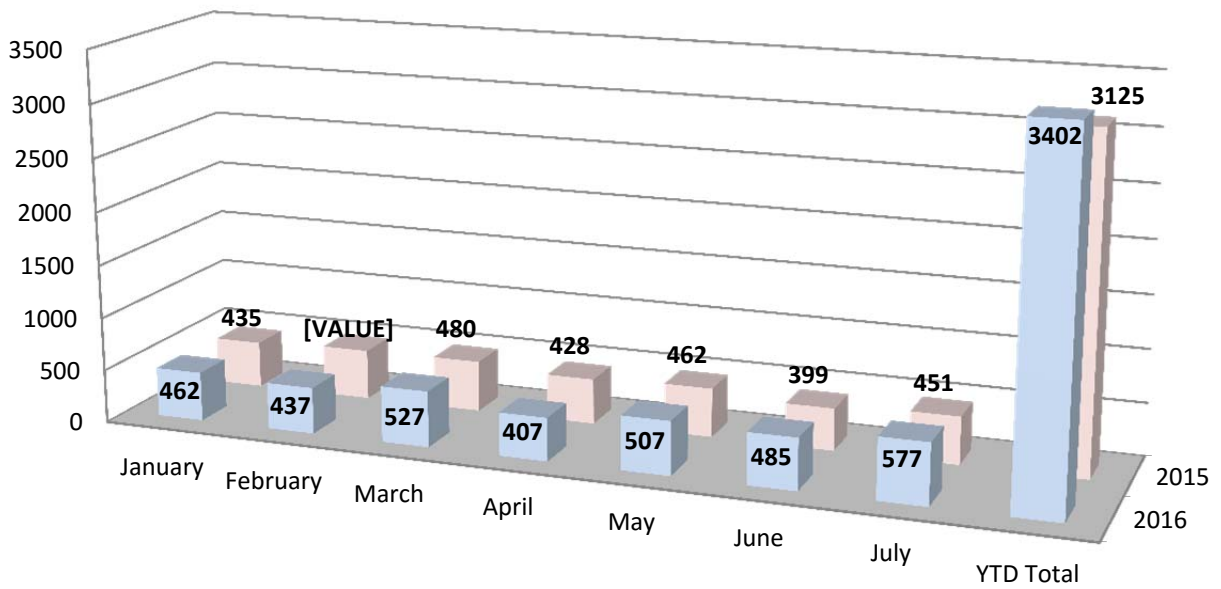
Type Of Incident Most Frequent: 300 Series-Rescue & EMS

Print Date: 8/1/2016

July 2015/2016 Call Volume Comparison (By Station)



YTD 2015/2016 Call Volume Comparison (District)



SOUTHERN MANATEE FIRE & RESCUE DISTRICT

OPERATIONS DIVISION

Monthly Activities Report for: July 2016

EMERGENCY INCIDENT RESPONSES	MONTH	YTD TOTAL
<i><u>Type of Call</u></i>		
100 Series - Fire	22	138
* <i>Structure Fire</i>	8	
* <i>Vehicle Fire</i>	5	
* <i>Brush Fire</i>	2	
* <i>Other Fire</i>	7	
200 Series - Explosion	0	3
300 Series - Rescue & EMS	400	2,377
* <i>EMS</i>	326	
* <i>Rescue</i>	74	
400 Series - Hazardous Conditions (No fire)	20	121
500 Series - Service Call	12	112
600 Series - Good Intent Calls	56	294
700 Series - False Alarm & False Call	67	355
800 Series - Severe Weather & Natural Disasters	0	2
900 Series - Special Type	0	0
TOTAL CALLS	577	3,402
 Total Calls - 2015	 451	 3,125
Percentage Increase/Decrease 2015 to 2016	27.9%	8.9%
 Average Responses Per Day	 18.6	 16.0
 Value of Property Saved	 \$6,715,998	 \$25,982,800
 Fire Loss - 2016	 \$197,001	 \$662,412
Fire Loss - 2015	\$139,502	\$1,165,238
Percentage Increase/Decrease 2015 to 2016	41.2%	-43.2%

*Mutual & Automatic Aid Received: 3 calls

*Mutual & Automatic Aid Given: 12 calls

Southern Manatee Fire & Rescue

Operations Division

Monthly Shift Activities Report

Month: July 2016

Shift: A - B - C

Battalion Chiefs: Gould, Blanco, Smith

	A-shift	B-shift	C-shift	<u>Total</u>
HYDRANTS:				
Flowed	0	10	1	11
Painted	0	0	0	0
Retested	0	0	0	0
Markers Placed	0	0	0	0
TACTICAL SURVEYS:				
New	0	0	0	0
Revised	0	0	0	0
FIRE ALARM FOLLOW-UPS:				
	12	18	21	51
PUB ED PROGRAMS:				
	1	2	1	4
SMOKE DETECTORS INSTALLED:				
	0	65	1	66
EMPLOYEE EVALUATIONS:				
	0	0	0	0
SKILL EVALUATIONS:				
	0	0	0	0
RIDER/DRIVER CERT:				
	1	6	0	7

RIDER / DRIVER CERTS

<u>Date</u>	<u>Name</u>	<u>Type</u>	<u>Unit</u>
7/20/2016	Kenniff	Rider	E-10
7/12/2016	Zitnick	Rider	E-312/E-14
7/27/2016	Hitchins	Rider	E-321/E-15
7/27/2016	Perez	Rider	E-321/E-15
7/27/2016	Asfur	Rider	E-321/E-15
7/27/2016	Zitnick	Rider	E-321/E-15
7/27/2016	Kenniff	Rider	E-331/E-11
7/13/2016	Bernadette Kenniff	Rider	E-321/E-15

SPECIAL PROJECTS / ASSIGNMENTS

<u>Name</u>	<u>Project</u>	<u>Hours</u>
Foss	Run reports	10
White	Flashlights	2
Perry	FTO	35
Chevalier	Sara Title III	1
Hylwa	Nozzles	8
DeHart	Cribbing	1
Moonen	Haz Mat Suits	8
Sedgley	Air Bags	1
Burton	Safety Gear	12
Burton	Company Inspections	1
Connor	June BOC Operations Report	5
Connor	Accountability	1
Connor	FirePro	9
Lambert	Asset Inventory	30
Lambert	Rope Rescue	1
Lambert	Safety Committee	2
Gatanis	Website	10
Gatanis	Hazmat Drone	15
Duquette	Fitness Coordinator	5
Bloski	Hazmat Training Officer	60
Hauck	Run Reports	2
Hauck	I-mobile	3
Murphy	Flag poles	3
Smith	Truck checks	10
Snider	Group fitness	3
Snider	Med Supply Assistant	4
Ranney	AED	6
Ranney	Rehab trailer	2
Ely	Foam	4
Ely	Uniform Assistant	3
Thayer	CPR Renewals	4
Thayer	FTO	15
Naples	Radios	12
McKeaver	Extractors	1
Eldridge	Extinguishers	1

Lucas	Hosebed Covers	1
Dagostino	Uniforms	12
Daughtrey	No Smoke Systems	1
Daughtrey	Apparatus Tires	2
Reisdorf	Gated Intakes	1
Hodges	Run Reports	5
Hodges	Car Seat Installs	1
Hodges	Ground Ladders	1
Gibson	Hand Tools	2
Burnett	Safety Committee	1
Pierce	Medical Supplies	5
Wernet	Medical Report Checking	5
Hollins	Group Fitness	2
Hollins	Sewing	8
Garcia	Water Rescue	2
Garcia	Car seats	6
Garcia	Safe Kids	4
Tumolo	SCBA masks	1
Morgan	SCBA	4
Pratt	Thermal	6
Anderson	Hydrants	6
Keusch	Report Writing	10
Davis	Tacticals	2
Kaliher	Car Seats	1
Pratt	Hydrant Tags	1
Wojcik	Honor Guard	0
Wojcik	Car Seats	0
Sigfrid	Saws	1
Kaliher	FTO	15
Sperko	SEMS II	6
Bonds	Maps	4
Weissman	Hurst Equipment	4
McGinley	Fuel logs	2
Mc Ginley	Awards Committee	1
Ramer	Air chisels	
Questionati	Detection	5
Pietsch	Fans	1
Carpenter	Tool Boxes	1
Bennett	Cones & Vests	1
Hodges	Lock out kits	1
Hodges	Safety Committee	1
Saxman	Cascade Unit	1

Prevention Activities Completed By Operations Division

Hydrant Flows

<u>Date</u>	<u>Address</u>	<u>Name</u>	<u>Hours</u>
7/13/2016	3100 block University Pkwy	Take Aim	0.5

Public Education Programs

<u>Date</u>	<u>Program</u>	<u>Location</u>	<u># of people</u>
7/8/2016	Station Tour	Station 3	36
7/30/2016	Truck Show	2016 27 St E	50
7/30/2016	Haz Mat Display	Station 1	15
7/10/2016	Truck show	3124 17 St E	150

Smoke Detector Installations

<u>Date</u>	<u>Address</u>	<u>Blitz</u>	<u>On call</u>	<u>FPB Request</u>
7/30/2016	Manasota Village 65 Detectors	X		
7/7/2016	3422 29 St E		X	

Fire Alarm Follow up

<u>Date</u>	<u>Address</u>	<u>Hours</u>	<u>Completed Y/N</u>
7/5/2016	5645 15 St E	0.25	N
7/11/2016	1130 Commerce Blvd	0.25	N
7/17/2016	8405 Tuttle Ave	0.25	Y
7/20/2016	2335 University Pkwy	0.25	Y
7/5/2016	1055 301 Blvd E	0.25	Y
7/5/2016	2020 26 Ave E	0.25	Y
7/5/2016	2303 1 St E	0.5	N
7/11/2016	1200 37 Ave E	0.5	Y
7/29/2016	1900 47 Terr E	0.25	Y
7/29/2016	1055 301 Blvd E	0.25	Y
7/11/2016	5899 Whitfield Ave	0.25	N
7/11/2016	5405 University Parkway	0.25	Y
7/3/2016	5645 15 St E	0.25	N
7/3/2016	8155 35 Ct E	0.25	N
7/6/2016	5645 15 St E	0.25	Y
7/12/2016	8161 15 St E	0.25	N
7/12/2016	1130 Commerce Blvd	0.25	N
7/15/2016	7921 15 St E	0.25	Y
7/7/2016	2301 1 St E	0.25	N
7/10/2016	1055 301 Blvd	0.25	Y
7/18/2016	1125 Commerce Blvd	0.25	Y
7/18/2016	358 34 Ave Dr E	0.25	N
7/21/2016	358 34 Ave Dr E X 2	0.25	Y
7/24/2016	1055 301 Blvd E	0.25	N
7/24/2016	2301 1 St E	0.25	N
7/24/2016	2020 26 Ave E	0.25	N
7/27/2016	2301 1 St E	0.25	N
7/27/2016	358 34 Dr E	0.25	N
7/27/2016	5108 15 St E	0.25	N
7/7/2016	4950 Peridia Blvd	0.5	Y
7/7/2016	2303 1 St E	0.25	Y
7/19/2016	358 34 Ave Dr E	0.25	N
7/28/2016	7620 Matoka Rd	0.25	Y
7/7/2016	1200 37 Ave E	0.25	N
7/10/2016	1200 37 Ave E	0.25	Y
7/19/2016	358 34 Ave Dr E	0.25	N

7/22/2016	2303 1 St E	0.25	N
7/22/2016	2020 26 Ave E	0.25	N
7/25/2016	1055 301 Blvd E	0.25	Y
7/25/2016	3111 29 Ave E	0.25	Y
7/25/2016	358 Ave Dr E	0.25	N
7/25/2016	2303 1 St E	0.25	N
7/25/2016	2020 26 Ave E	0.25	N
7/28/2016	358 Ave Dr E	0.25	N
7/4/2016	5645 15 St E	0.25	N
7/14/2016	8161 15 St E	0.25	Y
7/14/2016	1130 Commerce Blvd	0.25	Y
7/14/2016	911 Commerce Blvd	0.25	Y
7/14/2016	7921 15 St E	0.25	N
7/17/2016	1125 Commerce Blvd	0.25	N
7/25/2016	5108 15 St E	0.25	N

Comparison of Yearly Calls by Station and Month

YEARLY CALLS BY MONTH - 2016

	Station 1	Station 2	Station 3	Station 4	Station 5	Monthly	YTD Total
January	167	101	76	72	46	462	462
February	134	117	64	78	44	437	899
March	171	140	79	82	55	527	1426
April	135	110	66	53	43	407	1833
May	185	135	76	69	42	507	2340
June	164	113	90	71	47	485	2825
July	189	159	95	82	52	577	3402
August							
September							
October							
November							
December							
						Grand Total	
Total	1145	875	546	507	329	3402	

YEARLY CALLS BY MONTH - 2015

	Station 1	Station 2	Station 3	Station 4	Station 5	Monthly	YTD Total
January	172	95	62	68	38	435	435
February	155	125	53	76	61	470	905
March	161	124	71	68	56	480	1385
April	140	100	69	64	55	428	1813
May	172	109	66	80	35	462	2275
June	127	106	60	64	42	399	2674
July	179	118	51	66	37	451	3125
August	143	106	63	67	45	424	3549
September	162	118	56	61	31	428	3977
October	136	116	70	58	41	421	4398
November	141	100	58	79	42	420	4818
December	191	135	52	68	47	493	5311
						Grand Total	
Total	1879	1352	731	819	530	5311	