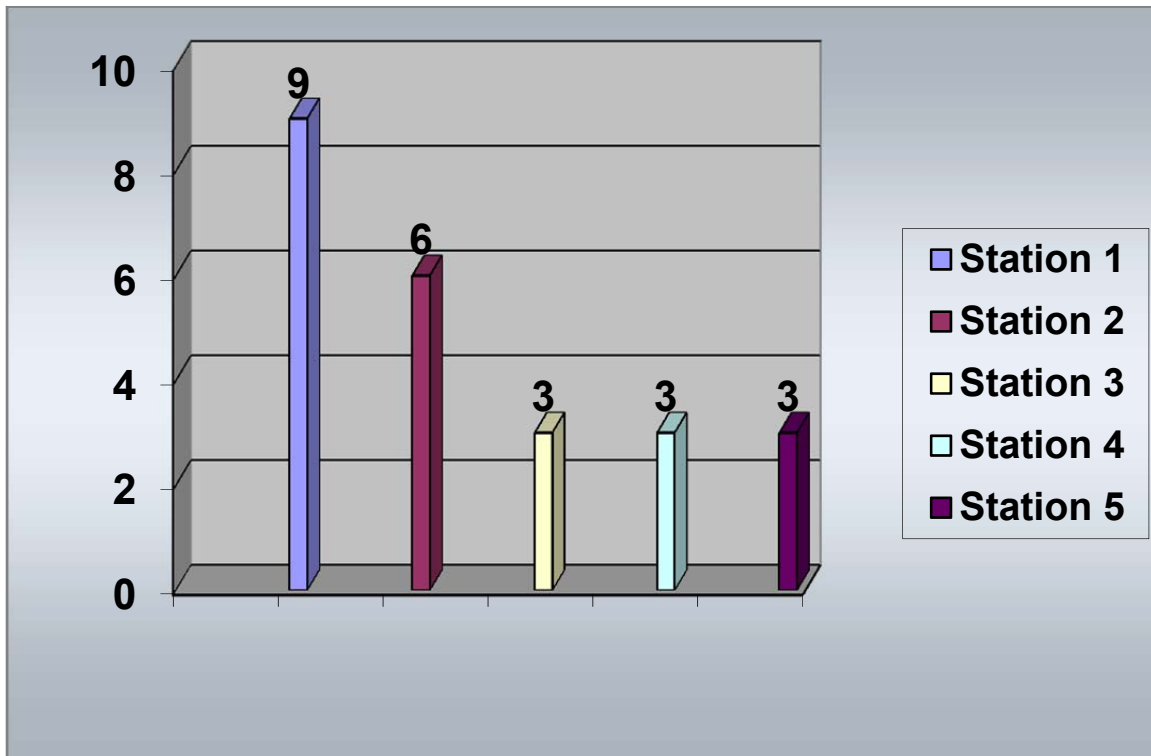


Overdose Calls by Station

June 2016



Station 1 Station 2 Station 3 Station 4 Station 5

9

6

3

3

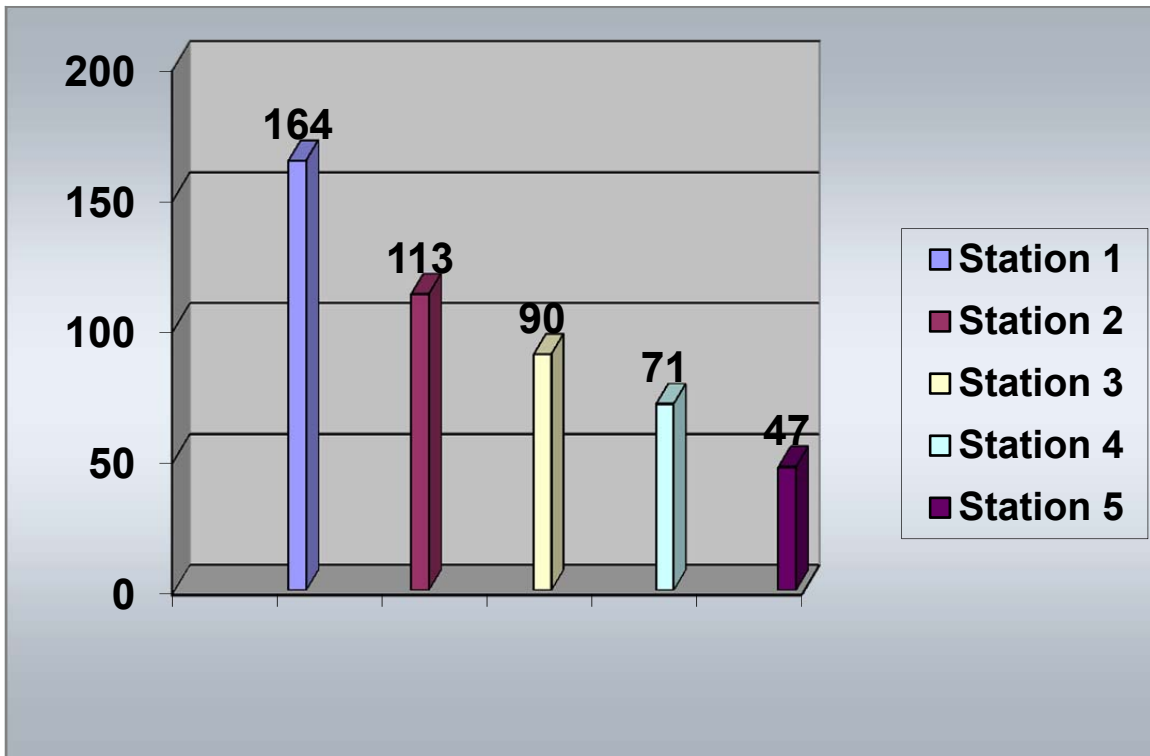
3

Total Overdose Calls for June 2016

24

Calls by Station

June 2016



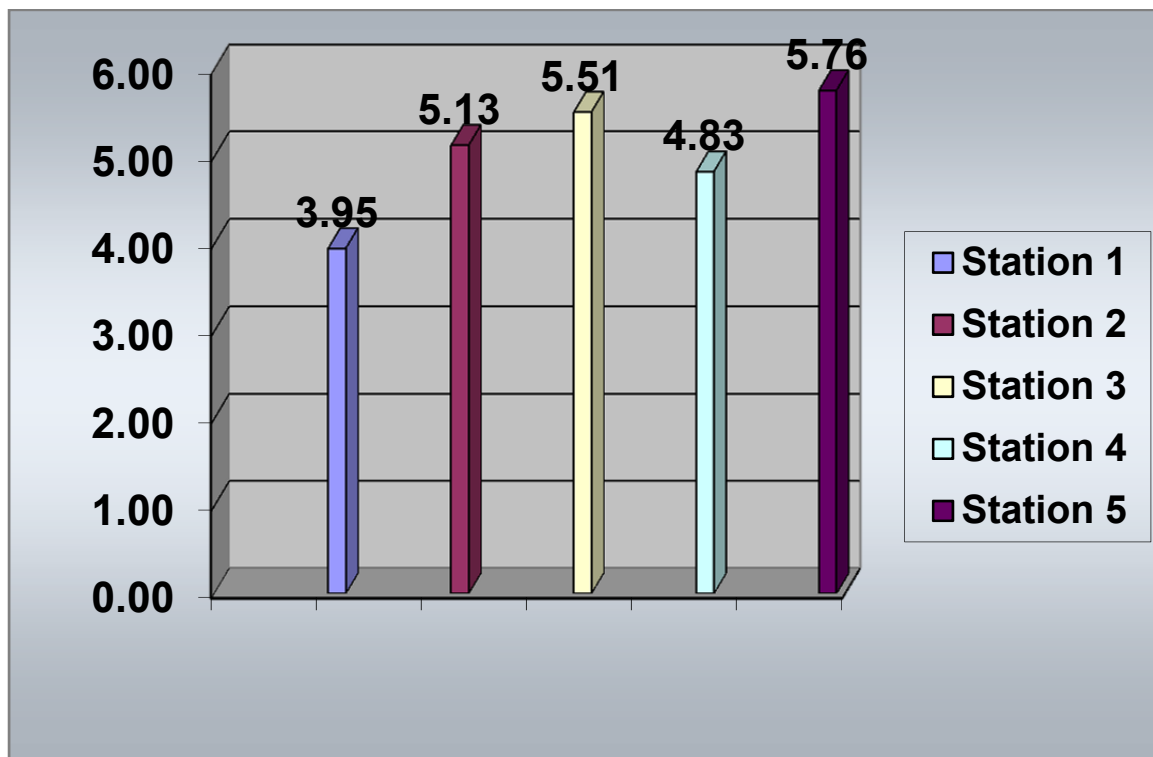
<i>Station 1</i>	<i>Station 2</i>	<i>Station 3</i>	<i>Station 4</i>	<i>Station 5</i>
164	113	90	71	47

Total Calls for June 2016

485

Response Times by Station In Minutes

June 2016



Station 1 Station 2 Station 3 Station 4 Station 5

3.95

5.13

5.51

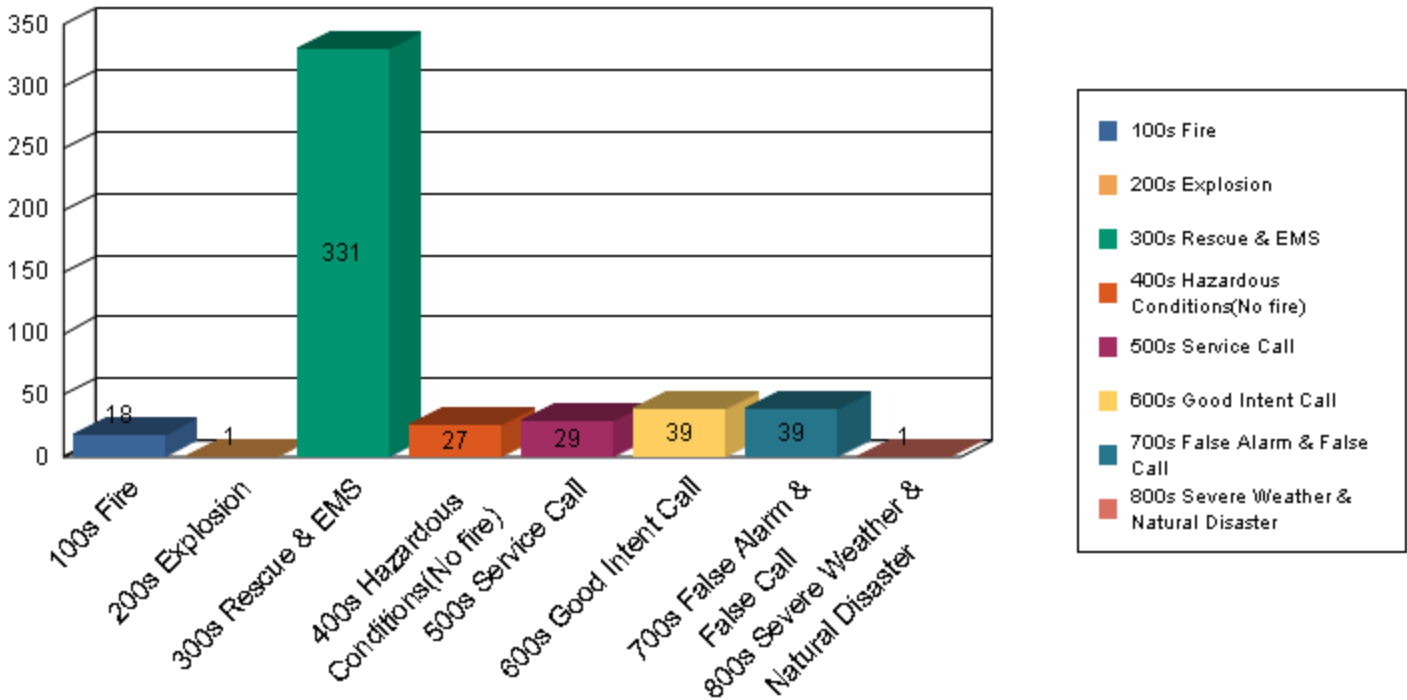
4.83

5.76

Total Average Response Time for June 2016

4.81 Minutes

June 2016



Graphed Items are sorted by Incident Type

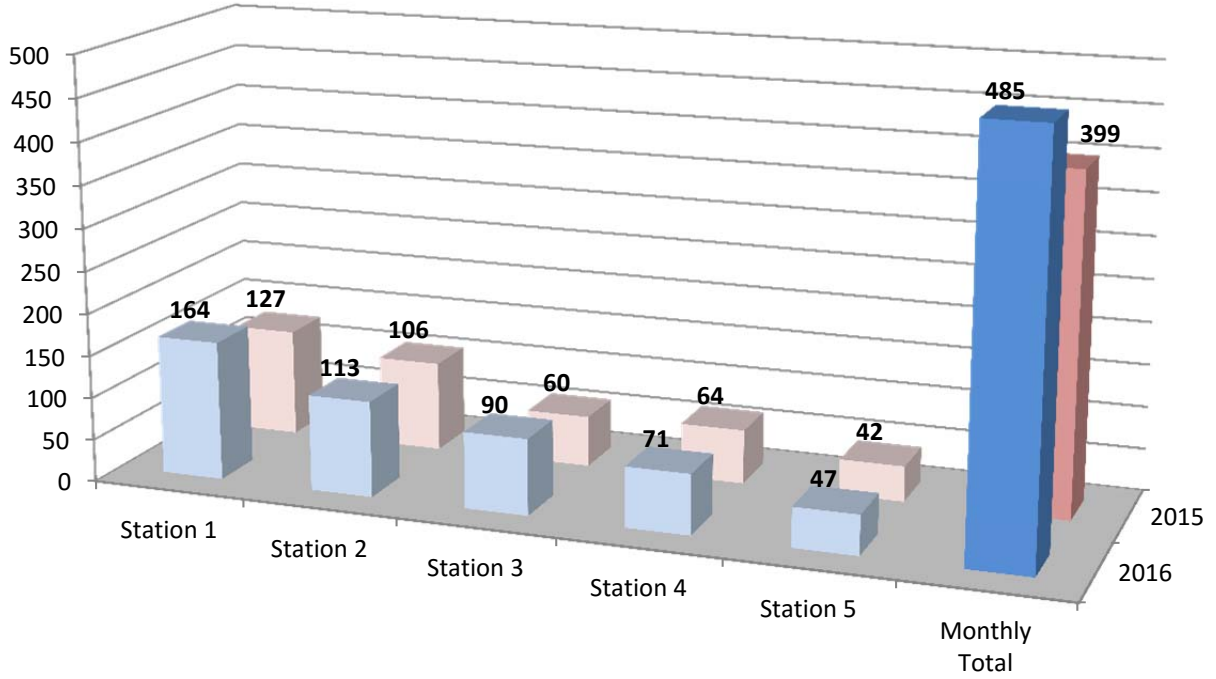
Type Of Incident:	Total Of Incidents:	Percentage Value:
100 Series-Fire	18	3.71%
200 Series-Explosion	1	0.21%
300 Series-Rescue & EMS	331	68.25%
400 Series-Hazardous Conditions(No fire)	27	5.57%
500 Series-Service Call	29	5.98%
600 Series-Good Intent Call	39	8.04%
700 Series-False Alarm & False Call	39	8.04%
800 Series-Severe Weather & Natural Disaster	1	0.21%

Grand Total: 485

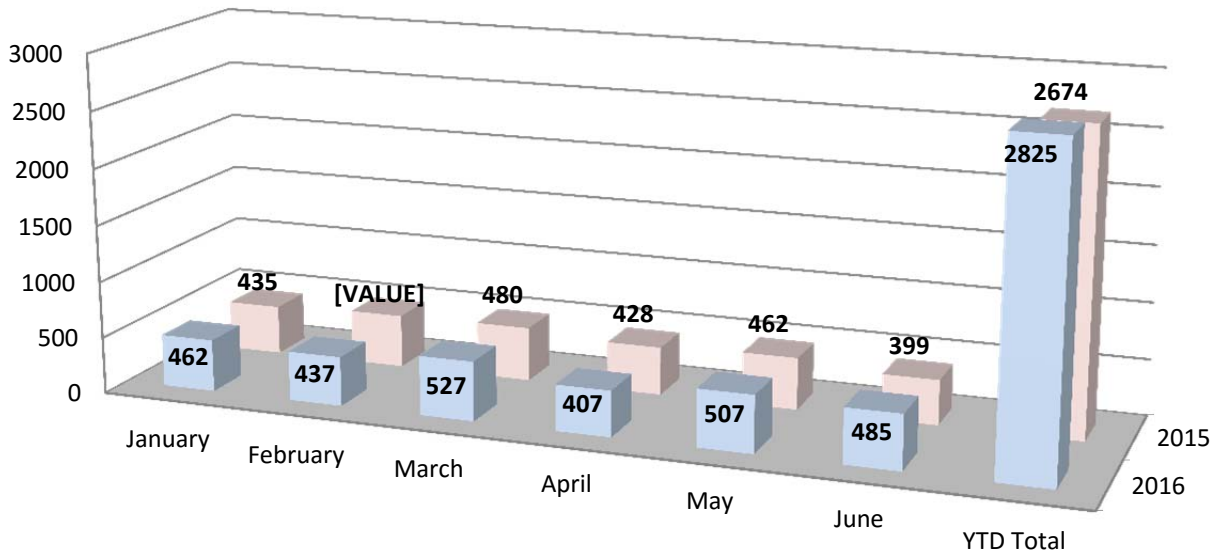
Type Of Incident Most Frequent: 300 Series-Rescue & EMS

Print Date: 7/8/2016

June 2015/2016 Call Volume Comparison (By Station)



YTD 2015/2016 Call Volume Comparison (District)



SOUTHERN MANATEE FIRE & RESCUE DISTRICT

OPERATIONS DIVISION

Monthly Activities Report for: June 2016

EMERGENCY INCIDENT RESPONSES	MONTH	YTD TOTAL
<i><u>Type of Call</u></i>		
100 Series - Fire	18	116
* <i>Structure Fire</i>	5	
* <i>Vehicle Fire</i>	2	
* <i>Brush Fire</i>	2	
* <i>Other Fire</i>	9	
200 Series - Explosion	1	3
300 Series - Rescue & EMS	331	1,977
* <i>EMS</i>	262	
* <i>Rescue</i>	69	
400 Series - Hazardous Conditions (No fire)	27	101
500 Series - Service Call	29	100
600 Series - Good Intent Calls	39	238
700 Series - False Alarm & False Call	39	288
800 Series - Severe Weather & Natural Disasters	1	2
900 Series - Special Type	0	0
TOTAL CALLS	485	2,825
 Total Calls - 2015	 399	 2,674
Percentage Increase/Decrease 2015 to 2016	21.6%	5.6%
 Average Responses Per Day	 16.2	 15.5
 Value of Property Saved	 \$71,949	 \$19,266,802
 Fire Loss - 2016	 \$7,506	 \$465,411
Fire Loss - 2015	\$156,502	\$1,025,739
Percentage Increase/Decrease 2015 to 2016	-95.2%	-54.6%

*Mutual & Automatic Aid Received: 2 calls
 *Mutual & Automatic Aid Given: 13 calls

Comparison of Yearly Calls by Station and Month

YEARLY CALLS BY MONTH - 2016

	Station 1	Station 2	Station 3	Station 4	Station 5	Monthly	YTD Total
January	167	101	76	72	46	462	462
February	134	117	64	78	44	437	899
March	171	140	79	82	55	527	1426
April	135	110	66	53	43	407	1833
May	185	135	76	69	42	507	2340
June	164	113	90	71	47	485	2825
July							
August							
September							
October							
November							
December							
						Grand Total	
Total	956	716	451	425	277	2825	

YEARLY CALLS BY MONTH - 2015

	Station 1	Station 2	Station 3	Station 4	Station 5	Monthly	YTD Total
January	172	95	62	68	38	435	435
February	155	125	53	76	61	470	905
March	161	124	71	68	56	480	1385
April	140	100	69	64	55	428	1813
May	172	109	66	80	35	462	2275
June	127	106	60	64	42	399	2674
July	179	118	51	66	37	451	3125
August	143	106	63	67	45	424	3549
September	162	118	56	61	31	428	3977
October	136	116	70	58	41	421	4398
November	141	100	58	79	42	420	4818
December	191	135	52	68	47	493	5311
						Grand Total	
Total	1879	1352	731	819	530	5311	

Southern Manatee Fire & Rescue

Operations Division

Monthly Shift Activities Report

Month: June 2016

Shift: A - B - C

Battalion Chiefs: Gould Blanco Smith

TOTAL RUNS FOR YOUR SHIFT:

	A-shift	B-shift	C-shift	<u>Total</u>
HYDRANTS:				
Flowed	0	0	0	0
Painted	0	0	0	0
Retested	0	0	0	0
Markers Placed	0	0	0	0
TACTICAL SURVEYS:				
New	0	1	0	1
Revised	0	3	3	6
FIRE ALARM FOLLOW-UPS:				
	7	22	8	37
PUB ED PROGRAMS:				
	0	1	1	2
SMOKE DETECTORS INSTALLED:				
	2	1	1	4
EMPLOYEE EVALUATIONS:				
	0	0	0	0
SKILL EVALUATIONS:				
	0	0	0	0
RIDER/DRIVER CERT:				
	1	2	0	3

RIDER / DRIVER CERTS

<u>Date</u>	<u>Name</u>	<u>Type</u>	<u>Unit</u>
6/18/2016	Kenniff	Rider	E-14

6/24/2016	Kenniff	Rider	E-13
6/29/2016	Perez	Rider	E-14

SKILL EVALUATIONS

<u>Date</u>	<u>Name</u>	<u>Test</u>
-------------	-------------	-------------

EMPLOYEE EVALUATIONS

<u>Date</u>	<u>Name</u>
-------------	-------------

SPECIAL PROJECTS / ASSIGNMENTS

<u>Name</u>	<u>Project</u>	<u>Hours</u>
Hollins	Sewing	5
Garcia	Water Rescue	1
Garcia	Car seats	10
Garcia	Safe Kids	18
Garcia	Honor Guard	6
Tumolo	SCBA masks	4
Morgan	SCBA	5
Pratt	Thermal	10
Anderson	Hydrants	8
Bonds	maps	2
Keusch	Report Writing	6
Keusch	Weight Equipment	2
Kaliher	Car Seats	1
Pratt	Hydrant Tags	2
Sigfrid	Saws	1
Kaliher	FTO	20
Sperko	SEMS II	3
Weissman	Hurst Equipment	4
McGinley	Fuel logs	2
Mc Ginley	Awards Committee	2
Ramer	Air chisels	1
Questionati	Detection	5
Pietsch	Fans	1
Carpenter	Tool Boxes	1
Bennett	Cones & Vests	1
Hodges	Lock out kits	1
Hodges	Safety Committee	4
Saxman	Cascade Unit	2
Naples	Radios	12
Eldridge	Extinguishers	2
McKeaver	Extractors	2
Lucas	Hosebed Covers	2
Bloski	Sarasota Fire Lt. Exam	12
Dagostino	Uniforms	10
Ely	Uniform Assistant	5
Hodges	Car Seat Install	0
Hodges	Run Reports	5

Hodges	Ground Ladders	1
Daughtrey	Apparatus Tires	3
Daughtrey	No Smoke Systems	1
Reisdorf	Gated Intakes	1
Ryder	Apparatus Maintenance	10
Burnett	Safety	3
Gibson	Hand Tools	1
Thayer	CPR Renewals	5
Thayer	FTO	10
Ranney	AED	7
Ranney	Rehab trailer	2
Ely	Foam	3
Ely	Uniform Assistant	6
Hauck	Run reports	3
Snider	Medical Supplies Assistant	5
Snider	Group fitness	3
Smith	Truck checks	10
Murphy	Flag poles	2
Foss	Run Reports	10
White	Flashlights	2
Connor	June BOC Report	6
Connor	FirePro	5
Connor	Accountability	1
Godden	Hose	2
Godden/Geiser	SMVFA	2
Perry	FTO	25
Chevalier	Sara Title III	1
Dehart	Cribbing	1
Moonen	Hazmat Suites	15
Sedgley	Hazmat Misc.	5
Hylwa	Nozzles	10
Burton	Safety Gear	8
Burton	Apparatus Committee	1

Prevention Activities Completed By Operations Division

Public Education Programs

<u>Date</u>	<u>Program</u>	<u>Location</u>	<u># of people</u>
6/28/2016	Station Tour/Safety Talk	SMFR 1	25
6/18/2016	Station Tour	SMFR 4	20

Smoke Detector Installations

<u>Date</u>	<u>Address</u>	<u>Blitz</u>	<u>On call</u>	<u>FPB Request</u>
6/25/2016	4008 Canterbury Dr		X	
6/15/2016	624 301 blvd #D13		X	
6/6/2016	607 61 Ave E Unit A		X	
6/29/2016	928 Byron Ct.		X	

Fire Alarm Follow up

<u>Date</u>	<u>Address</u>	<u>Hours</u>	<u>Completed Y/N</u>
6/7/2016	1055 301 Blvd E	0.25	N
6/10/2016	1209 44 Ave E	0.25	N
6/7/2016	6420 19 St E	0.25	N
6/19/2016	2059 58 Ave Cir	0.25	N
6/22/2016	7425 16 St E	0.25	Y
6/22/2016	5645 15 St E	0.25	N
6/22/2016	2059 58 Ave Cir E	0.25	N
6/10/2016	5425 University Pkwy	0.25	N
6/9/2016	1055 301 Blvd	0.25	Y
6/9/2016	3803 1 St E	0.25	Y
6/15/2016	1209 44 Ave E	0.25	Y
6/9/2016	5425 University Pkwy	0.25	N
6/9/2016	6420 19 St E	0.25	Y
6/9/2016	1003 63 Ave E	0.25	Y
6/15/2016	5425 University Pkwy	0.25	N
6/15/2016	1055 301 Blvd E	0.25	Y
6/21/2016	5475 University Pkwy	0.25	N
6/27/2016	2020 26 AveE	0.25	Y
6/6/2016	6420 19th St E	0.25	Y
6/9/2016	1003 63rd Ave E	0.25	N
6/9/2016	6420 19th St E	0.25	Y
6/9/2016	5815 21st St E	0.25	N
6/9/2016	6926 15th St E	0.25	N
6/9/2016	7575 Commerce Ct E	0.25	N
6/18/2016	2059 58th Ave Cir E	0.25	N
6/21/2016	7425 16th St E	0.25	N
6/21/2016	5665 15th St E	0.25	N
6/27/2016	6350 15th St E	0.25	Y
6/27/2016	5645 15th St E	0.25	Y
6/27/2016	7135 16th St E	0.25	Y
6/2/2016	1003 63 Ave. E.	0.5	Y
6/8/2016	6420 19 ST E	0.5	N
6/8/2016	1209 44 Avenue East	0.5	N
6/8/2016	1055 301 Boulevard East	0.5	N
6/14/2016	1055 301 Boulevard East	0.5	Y
6/14/2016	1209 44 Avenue East	0.5	N
6/20/2016	2020 26 Avenue East	0.5	N